

REV	LOCATIONS	DESCRIPTION	DATE	REVISER	APPD
1	△	Dimension: Change 2.30 into 2.2mm	06/AUG/19	KATE	CHERRY
2	△	Tolerance change	09/AUG/22	MATT	CHERRY

SPECIFICATIONS

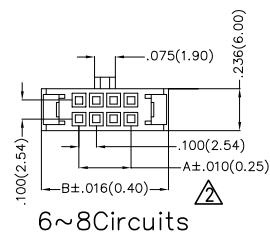
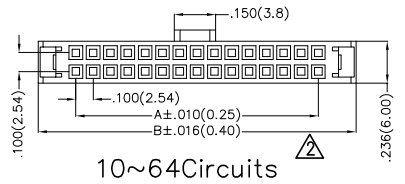
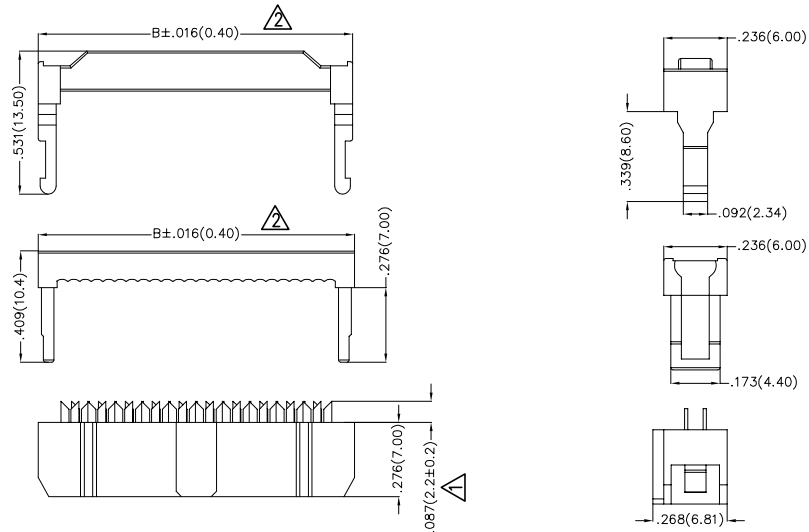
Electrical
 Current Rating: 2.0A AC(rms)/DC
 Voltage Rating: 250V AC(rms)/DC
 Contact Resistance: 20 mΩ Max
 Insulation Resistance: 1000 MΩ MIN
 Withstanding Voltage: 500V AC r.m.s
 Temperature Range—Operating: -40°C~+105°C

Material and Plating
 Housing: PBT(UL94V-0)
 Contact: Brass
 Plating: Nickel Plated/Gold in contact area,
 Nickel on tail

Ordering Information

FID 254 02 - XX X K6 K
 1 2 3 4 5 6 7

1 | Category | 2 | Series Number | 3 | Distinction No. | 4 | Circuits | 5 | Plating | 6 | Color-Resin | 7 | Packaging
 | FID-IDC | | 254-Pitch2.54mm | | 02 | | XX | | 3-Nickel Plated
 | | | | | | | | | 4-Gold in contact area,
 | | | | | | | | | Nickel on tail



Circuits (n)	Part No.	Dimensions(in/mm)		Circuits (n)	Part No.	Dimensions(in/mm)	
		A	B			A	B
6	FID25402-06XK6K	.200(5.08)	.485(12.32)	26	FID25402-26XK6K	1.200(30.48)	1.485(37.72)
8	FID25402-08XK6K	.300(7.62)	.585(14.86)	30	FID25402-30XK6K	1.400(35.56)	1.685(42.80)
10	FID25402-10XK6K	.400(10.16)	.685(17.40)	34	FID25402-34XK6K	1.600(40.64)	1.885(47.88)
12	FID25402-12XK6K	.500(12.70)	.785(19.94)	36	FID25402-36XK6K	1.700(43.18)	1.985(50.42)
14	FID25402-14XK6K	.600(15.24)	.885(22.48)	40	FID25402-40XK6K	1.900(48.26)	2.185(55.50)
16	FID25402-16XK6K	.700(17.78)	.985(25.02)	44	FID25402-44XK6K	2.100(53.34)	2.385(60.58)
18	FID25402-18XK6K	.800(20.32)	1.085(27.56)	50	FID25402-50XK6K	2.400(60.96)	2.685(68.20)
20	FID25402-20XK6K	.900(22.86)	1.185(30.10)	60	FID25402-60XK6K	2.900(73.66)	3.185(80.90)
24	FID25402-24XK6K	1.100(27.94)	1.385(35.18)	64	FID25402-64XK6K	3.100(78.74)	3.385(85.98)

<p>THIRD ANGLE PROJECTION</p>	GENERAL TOLERANCES (UNLESS SPECIFIED)		APPROVE BY	DATE	PART NO.	ITEM NO.	<p>Leader Of Industry</p>
	X.±.012(0.30)	X.±5'	FRANK	9/SEPT/13	FID25402-XXXK6K	FID25402	
	X.X±.008(0.20)	.X'±2'	CHECKED BY	DATE	TITLE Wire to Board(IDC Connector) Pitch 2.54mm		
	X.XX±.006(0.15)	.XX'±1'	CHERRY	9/SEPT/13	REV 2	SHEET NO. 1/1	
SCALE	SIZE	X.XXX±.004(0.10)	.XX'±0.5'	DRAWN BY	DATE	THIS DRAWING CONTAINS INFORMATION THAT IS PROPRIETARY TO TXGA INDUSTRIAL ELECTRONICS(S.Z)CO.,LTD AND SHOULD NOT BE USED WITHOUT WRITTEN PERMISSION	
5:1	A4	JACOB		9/SEPT/13			