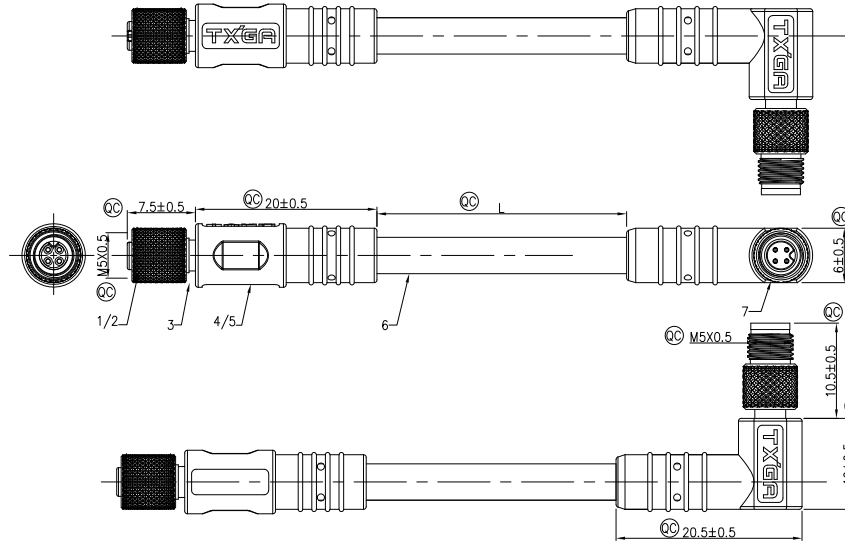


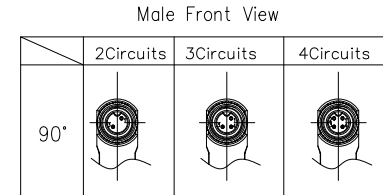
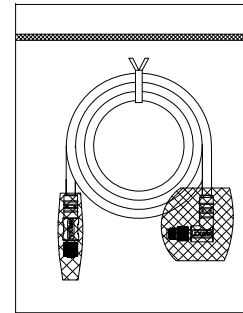
Circuits Coded	2Circuits	3Circuits	4Circuits	2Circuits	3Circuits	4Circuits
A-Coded						
WIRING CHART	1 Brown	1 Brown	1 Brown	1 Brown	1 Brown	1 Brown
	2	2	2 White	2	2	2 White
	3 Blue	3 Blue	3 Blue	3 Blue	3 Blue	3 Blue
	4	4 Black	4 Black	4	4 Black	4 Black

REV	LOCATIONS	DESCRIPTION	DATE	REVISER	APPD
0		New Release	6/June		FRANK

Note:
 1. Ⓞ Important Dimension
 2. Degree of protection: IP68
 3. This product must meet IEC61076-2-105
 4. This product must meet 2011/65/EU ROHS compliance.
 5. Not note tolerances: ±0.20
 6. Rated voltage: 60V, Rated current 1A
 7. Temperature range: -40°C~+105°C
 8. Mechanical operation: >100 mating cycles
 9. Wire Size(mm²)/AWG: 0.14mm²/26AWG
 10. Flame test: UL94V-0



Dimensions L (mm)				
Range(length)	50 to 200	201 to 1000	1001 to 5000	5000 to 9000
Tolerance(mm)	±15	±30	±50	±100



Ordering Information

FM5C 07 01 03 - A XX R XXXXX 00

1 Series Name FM5C-M5 Cable	2 Cable 07-ST Female to RA Male Plug	3 thread type 01-M5X0.5	4 Distinction No. 03	5 Coded A-A CODED	6 Circuits 02-2Circuits 03-3Circuits 04-4Circuits	7 Key Angle R-90°	8 Length XXXXX-(see table)
--------------------------------	---	----------------------------	-------------------------	----------------------	--	----------------------	-------------------------------

TABLE 1

CABLE LENGTH (XXXXX)	00050	00100	00150	00200	00990
	50mm	100mm	150mm	200mm	990mm
	01000	01500	02000	03000	99900
	1M	1.5M	2M	3M	99.9M

7	Male connector: M5X0.5
6	4C*26AWG, OD 4.0MM, PVC, Black
5	Overmold: PVC30P, Black
4	innermold: PVC30P, Black
3	Screw: Copper alloy Plated Ni
2	Housing: PA, Black
1	Female Pin: Copper alloy Plated Gold
NO.	SPECIFICATION

ELECTRICAL	
1.	Withstanding Voltage: DC 300V
2.	Conduction Impedance: 3Ω (Max)
3.	Insulation Resistance: 10MΩ (Min)
PACKING SPECIFICATION	
1.	1.1pcs/Bag
2.	Ⓞ as the key size control
NOTES	
1.	This product must meet UL486A-1991 mechanical performance
2.	This product must meet 2011/65/EU ROHS compliance

THIRD ANGLE PROJECTION		GENERAL TOLERANCES (UNLESS SPECIFIED)		APPROVE BY	DATE	PART NO.	ITEM NO.
		X.±0.30	.X'±5'	FRANK	13/July/23	FM5C070103-AXXRXXXXX00	FM5C070103
DESIGN UNITS Metric		X.XX±0.20	.X'±2'	CHECKED BY	DATE	TITLE	
		X.XX±0.15	.XX'±1'	CERRY	13/July/23	M5X0.5 CABLE STRAIGHT FEMALE TO RIGHT ANGLE MALE UNSHIELDED	
SCALE	SIZE	X.XXX±0.10	.XXX'±0.5'	DRAWN BY	DATE	THIS DRAWING CONTAINS INFORMATION THAT IS PROPRIETARY TO TXGA INDUSTRIAL ELECTRONICS(S,Z)CO.,LTD AND SHOULD NOT BE USED WITHOUT WRITTEN PERMISSION	
2:1	A4			DANIEL	13/July/23	REV 0	SHEET NO. 1/1

