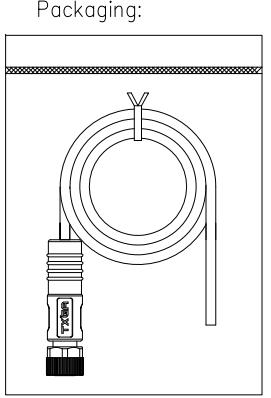
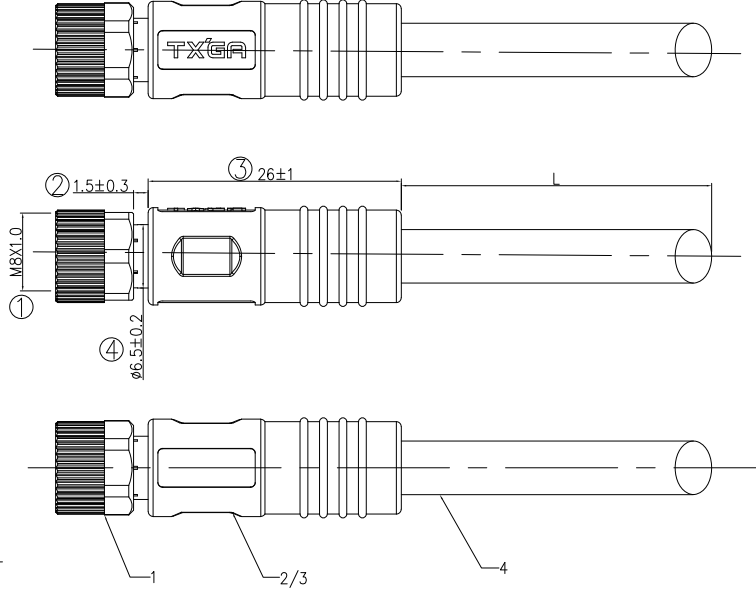


	1	2	3	4	5	6	7	8
	Coded	2circuits	3circuits	4circuits	5circuits			
A	A-Coded							
	B-Coded							
	D-Coded							
	VIEW A							

REV	LOCATIONS	DESCRIPTION	DATE	REVISER	APPD
0		New Release	13/Nov	LAM	FRANK

Note:  
 1.  $\otimes$  Important Dimension  
 2. Waterproof Rate: IP68  
 3. This product must meet IEC61076-2-104  
 4. This product must meet 2011/65/EU ROHS compliance.  
 5. Not note tolerances:  $\pm 0.20$



Ordering Information

FM8C 01 04 01 - X XX E XXXXX 00  
 1 2 3 4 5 6 7 8

1 Cable type: FM8C-M8 Cable  
 2 Cable category: 01-Female Straight to open  
 3 Mounting thread: 04-M8x1.0  
 4 Distinction num: 01

5 Coded: A-A CODED, B-B CODED, D-D CODED  
 6 Circuits: 02-2Circuits, 03-3Circuits, ... 08-8Circuits  
 7 Angle-Key: E-0°  
 8 Cable length: XXXXX-(see table)

TABLE 1

L (XXXXX)	00050	00100	00150	00200	...	00990
	50mm	100mm	150mm	200mm	...	990mm
	01000	01500	02000	10000	...	99900
	1M	1.5M	2M	10M	...	99.9M
Dimensions L (mm)						
Range(length)	50 to 200	201 to 500	1001 to 5000	5000 to 9000		
Tolerance(mm)	$\pm 10$	$\pm 15$	$\pm 25$	$\pm 30$		

2Circuits (A-Coded)	3Circuits (A-Coded)	4Circuits (A-Coded)	5Circuits(B-Coded)	4Circuits(D-Coded)
Shell-Braid	Shell-Braid	Shell-Braid	Shell-Braid	Shell-Braid
4	3	2	1	1
Black	Blue	White	Brown	Yellow
4	3	2	1	1
Black	Blue	White	Brown	Yellow
4	3	2	1	1
Gray	Orange	White	Yellow	
5	3	2	1	1
Black	Blue	White	Brown	Yellow
4	3	2	1	1
Black	Blue	White	Brown	Yellow

Cable product information							
Coded	Circuits	Rated voltage	Rated impulse voltage	Rated current	Insulation resistance	O.D	Wire Size(mm <sup>2</sup> )AWG
A	2Circuits	60V	1500V	4A	$\geq 100\Omega$	4.5	0.35mm <sup>2</sup> /22AWG
	3Circuits	60V	1500V	4A	$\geq 100\Omega$	5.0	0.35mm <sup>2</sup> /22AWG
	4Circuits	60V	1500V	4A	$\geq 100\Omega$	5.5	0.35mm <sup>2</sup> /22AWG
B	5Circuits	60V	1500V	4A	$\geq 100\Omega$	6.0	0.35mm <sup>2</sup> /22AWG
	D 4Circuits	63V	1500V	4A	$\geq 100\Omega$	6.7	0.35mm <sup>2</sup> /22AWG
4	UL 20549 (2C/3C/4C/5C)22AWG, AB, JACKET: BK, PUR						
3	Overmold: PVC black 30P						
2	Innermold: PVC black 30P						
1	M8x1.0 (A/B/D)-Coded (2/3/4/5)circuits female shielded plug						

THIRD ANGLE PROJECTION	GENERAL TOLERANCES (UNLESS SPECIFIED)		APPROVE BY	DATE	PART NO.	ITEM NO.
	X. $\pm 0.30$	.X. $\pm 5^{\circ}$	FRANK	24/Aug/23	FM8C010401-XXXEXXXXX00	FM8C010401
	DESIGN UNITS Metric		CHECKED BY	DATE	TITLE	
SCALE 2:1		CHERRY		24/Aug/23	M8x1.0 CABLE STRAIGHT SINGLE END FEMALE SIDE With SHIELDED	
SIZE A4		DRAWN BY	DATE	THIS DRAWING CONTAINS INFORMATION THAT IS PROPRIETARY TO TXGA INDUSTRIAL ELECTRONICS(S,Z)CO.,LTD AND SHOULD NOT BE USED WITHOUT WRITTEN PERMISSION		
		LAM	24/Aug/23			

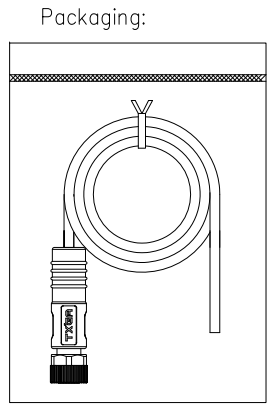
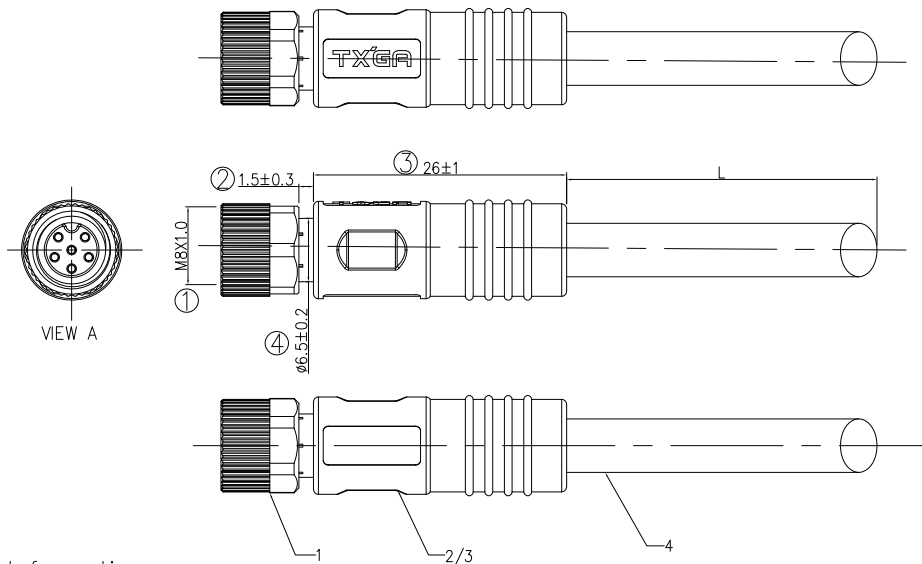


ELECTRICAL	
1. Withstanding Voltage: DC 300V	
2. Conduction Impedance: 3 $\Omega$ (Max)	
3. Insulation Resistance: 10M $\Omega$ (Min)	

1	2	3	4	5	6	7	8
Coded	6circuits	7circuits	8circuits				
A-Coded							
VIEW A							

REV	LOCATIONS	DESCRIPTION	DATE	REVISER	APPD
0		New Release	13/Nov	LAM	FRANK

Note:  
 1.  $\text{\textcircled{*}}$  Important Dimension  
 2. Waterproof Rate: IP68  
 3. This product must meet IEC61076-2-104  
 4. This product must meet 2011/65/EU ROHS compliance.  
 5. Not note tolerances:  $\pm 0.20$



Ordering Information

FM8C 01 04 01 - X XX E XXXXX 00  
 1 2 3 4 5 6 7 8

1 Cable type: FM8C-M8 Cable  
 2 Cable category: 01-Female Straight to open  
 3 Mounting thread: 04-M8X1.0  
 4 Distinction num: 01

5 Coded: A-A CODED, B-B CODED, D-D CODED  
 6 Circuits: 02-2Circuits, 03-3Circuits, ... 08-8Circuits  
 7 Angle-Key: E-0°  
 8 Cable length: XXXXX-(see table1)

TABLE 1

L (XXXXX)	00050	00100	00150	00200	...	00990
	50mm	100mm	150mm	200mm	...	990mm
	01000	01500	02000	10000	...	99900
	1M	1.5M	2M	10M	...	99.9M
Dimensions L (mm)						
Range(length)	50 to 200	201 to 500	1001 to 5000	5000 to 9000		
Tolerance(mm)	±10	±15	±25	±30		

6Circuits (A-Coded)		7Circuits(A-Coded)		8Circuits(A-Coded)	
Shell-Braid		Shell-Braid		Shell-Braid	
6	Purple	7	Blue	8	Red
5	Grey	6	Pink	7	Blue
4	Black	5	Grey	6	Pink
3	Blue	4	Yellow	5	Grey
2	White	3	Green	4	Yellow
1	Brown	2	Brown	3	Green
		1	White	2	Brown
				1	White
Circuits	wire color	Circuits	wire color	Circuits	wire color

Cable product Information							
Coded	Circuits	Rated voltage	Rated impulse voltage	Rated current	Insulation resistance	O.D	Wire Size(mm <sup>2</sup> )AWG
A	6Circuits	30V	800V	1.5A	≥100MΩ	5.5	0.25mm <sup>2</sup> /24AWG
	7Circuits	30V	800V	1.5A	≥100MΩ	5.5	0.25mm <sup>2</sup> /24AWG
	8Circuits	30V	800V	1.5A	≥100MΩ	6.0	0.25mm <sup>2</sup> /24AWG
4	UL 20549 (6C/7C/8C)/24AWG, AB, JACKET: BK, PUR						
3	Overmold: PVC black 30P						
2	Innermold: PVC black 30P						
1	M8x1.0 A-Coded (6/7/8)circuits female shielded plug						

 THIRD ANGLE PROJECTION DESIGN UNITS Metric SCALE 2:1 SIZE A4	GENERAL TOLERANCES (UNLESS SPECIFIED)		APPROVE BY	DATE	PART NO.	ITEM NO.	 Building Technology Cornerstone REV 0 SHEET NO. 2/2
	X.±0.30	.X'±5'	FRANK	24/Aug/23	FM8C010401-XXXEXXXXX00	FM8C010401	
	X.X±0.20	.X'±2'	CHECKED BY	DATE	TITLE		
	X.XX±0.15	.XX'±1'	CHERRY	24/Aug/23	M8X1.0 CABLE STRAIGHT SINGLE END FEMALE SIDE With SHIELDED		
	X.XXX±0.10	.XXX'±0.5'	DRAWN BY	DATE	THIS DRAWING CONTAINS INFORMATION THAT IS PROPRIETARY TO TXGA INDUSTRIAL ELECTRONICS(S,Z)CO.,LTD AND SHOULD NOT BE USED WITHOUT WRITTEN PERMISSION		
			LAM	24/Aug/23			

ELECTRICAL	
1. Withstanding Voltage: DC 300V	
2. Conduction Impedance: 3Ω (Max)	
3. Insulation Resistance: 10MΩ (Min)	