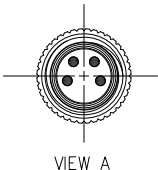
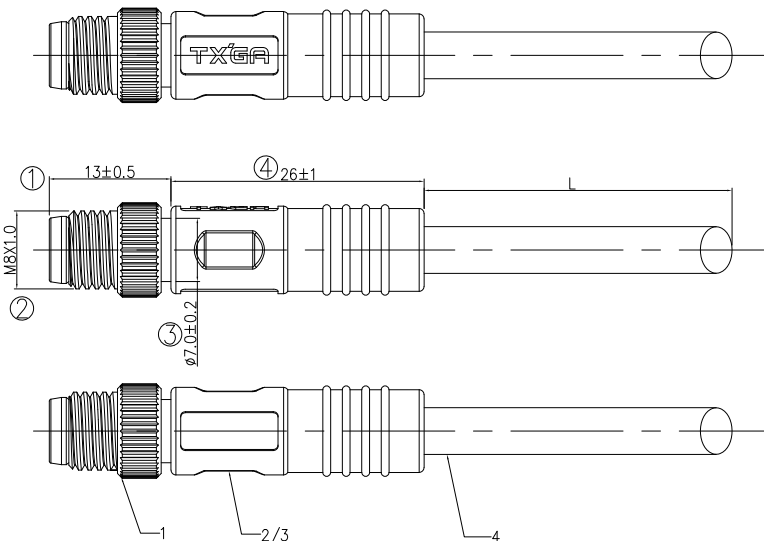


1	2	3	4	5	6	7	8			
Coded	2circuits	3circuits	4circuits	5circuits	REV	LOCATIONS	DESCRIPTION	DATE	REVISER	APPD
A-Coded					0		New Release	13/Nov	LAM	FRANK
B-Coded					<p>Note:</p> <p>1. <math>\otimes</math> Important Dimension</p> <p>2. Waterproof Rate: IP68</p> <p>3. This product must meet IEC61076-2-104</p> <p>4. This product must meet 2011/65/EU ROHS compliance.</p> <p>5. Not note tolerances: <math>\pm 0.20</math></p>					
D-Coded										

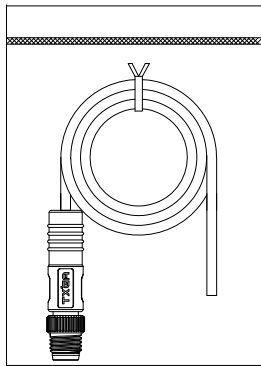
VIEW A



VIEW A



Packaging:



Ordering Information

FM8C 03 04 01 - X XX E XXXXX 00

1 2 3 4 5 6 7 8

1 Cable type: FM8C-M8 Cable  
 2 Cable category: 03-Male Straight to open  
 3 Mounting thread: 04-M8x1.0  
 4 Distinction num: 01

5 Coded: A-A CODED, B-B CODED, D-D CODED  
 6 Circuits: 02-2Circuits, 03-3Circuits, ... 08-8Circuits  
 7 Angle-Key: E-0°  
 8 Cable length: XXXXX-(see table 1)

TABLE 1

L (XXXXX)	00050	00100	00150	00200	...	00990
	50mm	100mm	150mm	200mm	...	990mm
	01000	01500	02000	10000	...	99900
	1M	1.5M	2M	10M	...	99.9M
Dimensions L (mm)						
Range(length)	50 to 200	201 to 500	1001 to 5000	5000 to 9000		
Tolerance(mm)	±10	±15	±25	±30		

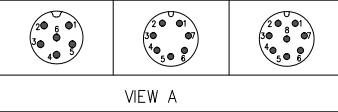
2Circuits (A-Coded)	3Circuits (A-Coded)	4Circuits (A-Coded)	5Circuits(B-Coded)	4Circuits(D-Coded)	
Shell-Braid	Shell-Braid	Shell-Braid	Shell-Braid	Shell-Braid	
4	3	2	1	1	
Black	Blue	White	Brown	Yellow	
4	3	2	1	1	
Gray	Blue	White	Brown	Yellow	
5	3	2	1	1	
Blue	Orange	White	Yellow		
Circuits	wire color	Circuits	wire color	Circuits	wire color

Cable product information							
Coded	Circuits	Rated voltage	Rated impulse voltage	Rated current	Insulation resistance	O.D	Wire Size(mm <sup>2</sup> )AWG
A	2Circuits	60V	1500V	4A	≥100MΩ	4.5	0.35mm <sup>2</sup> /22AWG
	3Circuits	60V	1500V	4A	≥100MΩ	5.0	0.35mm <sup>2</sup> /22AWG
	4Circuits	60V	1500V	4A	≥100MΩ	5.5	0.35mm <sup>2</sup> /22AWG
B	5Circuits	60V	1500V	4A	≥100MΩ	6.0	0.35mm <sup>2</sup> /22AWG
	4Circuits	63V	1500V	4A	≥100MΩ	6.7	0.35mm <sup>2</sup> /22AWG
4	UL 20549 (2C/3C/4C/5C)22AWG, AB, JACKET: BK, PUR						
3	Overmold: PVC black 30P						
2	Innermold: PVC black 30P						
1	M8x1.0 (A/B/D)-Coded (2/3/4/5)circuits male shielded plug						

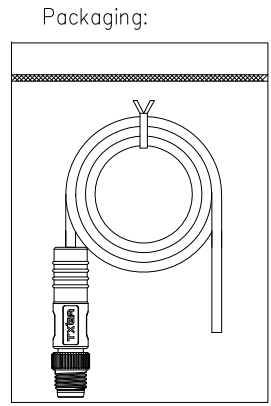
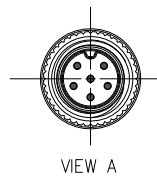
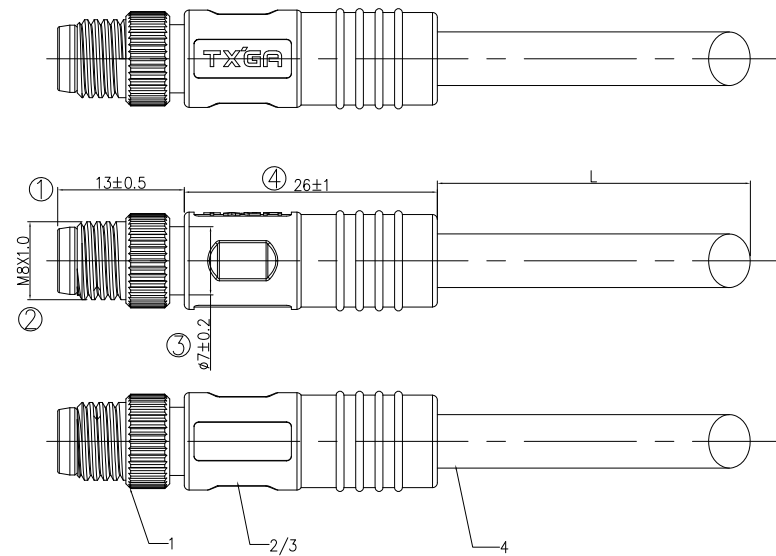
THIRD ANGLE PROJECTION	GENERAL TOLERANCES (UNLESS SPECIFIED)		APPROVE BY	DATE	PART NO.	ITEM NO.	<p>Building Technology Cornerstone</p>
	X.±0.30	.X'±5'	FRANK	24/Aug/23	FM8C030401-XXXEXXXXX00	FM8C030401	
	DESIGN UNITS Metric		CHECKED BY	DATE	TITLE		
SCALE	SIZE	X.XX±0.15	.XX'±1'	CHERRY	24/Aug/23	M8x1.0 CABLE STRAIGHT SINGLE END MALE SIDE With SHIELDED	
2:1	A4	X.XXX±0.10	.XXX'±0.5'	DRAWN BY	DATE	THIS DRAWING CONTAINS INFORMATION THAT IS PROPRIETARY TO TXGA INDUSTRIAL ELECTRONICS(S,Z)CO.,LTD AND SHOULD NOT BE USED WITHOUT WRITTEN PERMISSION	
				LAM	24/Aug/23	REV 0	SHEET NO. 1/2

ELECTRICAL	
1. Withstanding Voltage: DC 300V	
2. Conduction Impedance: 3Ω (Max)	
3. Insulation Resistance: 10MΩ (Min)	

1	2	3	4	5	6	7	8		
Coded	6circuits	7circuits	8circuits	REV	LOCATIONS	DESCRIPTION	DATE	REVISER	APPD
A-Coded				0		New Release	13/Nov	LAM	FRANK



Note:  
 1. Important Dimension  
 2. Waterproof Rate: IP68  
 3. This product must meet IEC61076-2-104  
 4. This product must meet 2011/65/EU ROHS compliance.  
 5. Not note tolerances: ±0.20



Ordering Information

FM8C 03 04 01 - X XX E XXXXX 00  
 1 2 3 4 5 6 7 8

- 1 Cable type: FM8C-M8 Cable
- 2 Cable category: 03-Male Straight to open
- 3 Mounting thread: 04-M8X1.0
- 4 Distinction num: 01
- 5 Coded: A-A CODED, B-B CODED, D-D CODED
- 6 Circuits: 02-2Circuits, 03-3Circuits, ... 08-8Circuits
- 7 Angle-Key: E-0°
- 8 Cable length: XXXXX-(see table)

TABLE 1

L (XXXXX)	00050	00100	00150	00200	...	00990
	50mm	100mm	150mm	200mm	...	990mm
	01000	01500	02000	10000	...	99900
	1M	1.5M	2M	10M	...	99.9M
Dimensions L (mm)						
Range(length)	50 to 200	201 to 500	1001 to 5000	5000 to 9000		
Tolerance(mm)	±10	±15	±25	±30		

6Circuits (A-Coded)		7Circuits(A-Coded)		8Circuits(A-Coded)	
Shell-Braid		Shell-Braid		Shell-Braid	
		7	Blue	7	Red
6	Purple	6	Pink	6	Pink
5	Grey	5	Grey	5	Grey
4	Black	4	Yellow	4	Yellow
3	Blue	3	Green	3	Green
2	White	2	Brown	2	Brown
1	Brown	1	White	1	White
Circuits	wire color	Circuits	wire color	Circuits	wire color

Cable product Information							
Coded	Circuits	Rated voltage	Rated impulse voltage	Rated current	Insulation resistance	O.D	Wire Size(mm <sup>2</sup> )AWG
A	6Circuits	30V	800V	1.5A	≥100MΩ	5.5	0.25mm <sup>2</sup> /24AWG
	7Circuits	30V	800V	1.5A	≥100MΩ	5.5	0.25mm <sup>2</sup> /24AWG
	8Circuits	30V	800V	1.5A	≥100MΩ	6.0	0.25mm <sup>2</sup> /24AWG
4	UL 20549 (6C/7C/8C)/24AWG, AB, JACKET: BK, PUR						
3	Overmold: PVC black 30P						
2	Innermold: PVC black 30P						
1	M8x1.0 A-Coded (6/7/8)circuits male shielded plug						

 THIRD ANGLE PROJECTION  DESIGN UNITS Metric  SCALE 2:1 SIZE A4	GENERAL TOLERANCES (UNLESS SPECIFIED)		APPROVE BY	DATE	PART NO.	ITEM NO.	 Building Technology Cornerstone REV 0 SHEET NO. 2/2
	X.±0.30	.X'±5'	FRANK	24/Aug/23	FM8C030401-XXXEXXXXX00	FM8C030401	
	X.X±0.20	.X'±2'	CHECKED BY	DATE	TITLE		
	X.XX±0.15	.XX'±1'	CHERY	24/Aug/23	M8X1.0 CABLE STRAIGHT SINGLE END MALE SIDE With SHIELDED		
	X.XXX±0.10	.XXX'±0.5'	DRAWN BY	DATE	THIS DRAWING CONTAINS INFORMATION THAT IS PROPRIETARY TO TXGA INDUSTRIAL ELECTRONICS(S,Z)CO.,LTD AND SHOULD NOT BE USED WITHOUT WRITTEN PERMISSION		
			LAM	24/Aug/23			

ELECTRICAL
1. Withstanding Voltage: DC 300V
2. Conduction Impedance: 3Ω (Max)
3. Insulation Resistance: 10MΩ (Min)