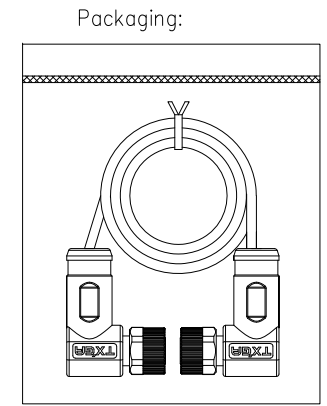
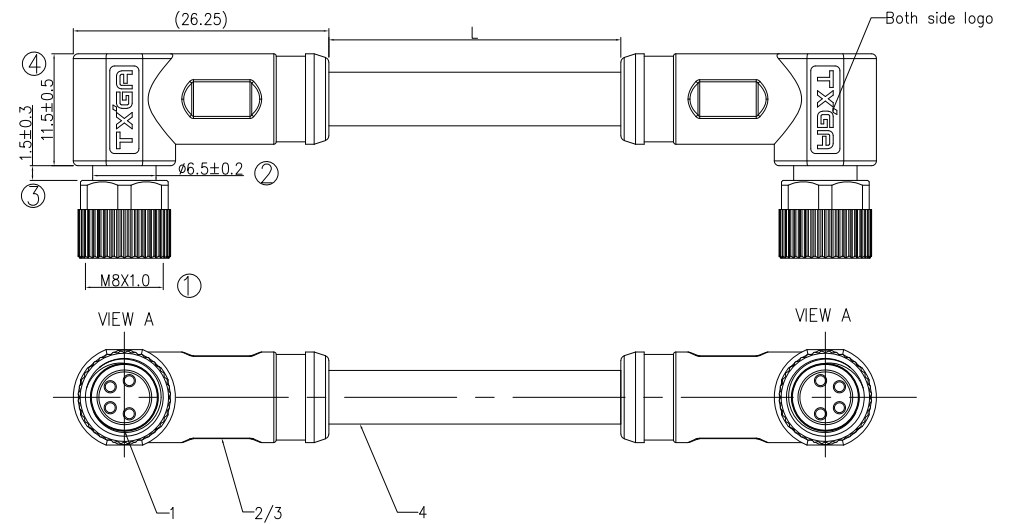


1	2	3	4	5	6	7	8			
Coded	2circuits	3circuits	4circuits	5circuits	REV	LOCATIONS	DESCRIPTION	DATE	REVISER	APPD
A-Coded					0		New Release	13/Nov	LAM	FRANK
B-Coded	VIEW A									

Note:
 1. \otimes Important Dimension
 2. Waterproof Rate: IP68
 3. This product must meet IEC61076-2-104
 4. This product must meet 2011/65/EU ROHS compliance.
 5. Not note tolerances: ± 0.20



Ordering Information

FM8C 06 04 01 - X XX R XXXXX 00
 1 2 3 4 5 6 7 8

1 Cable type: FM8C-M8 Cable
 2 Cable category: 06-Female Right angle DOUBLE
 3 Mounting thread: 04-M8X1.0
 4 Distinction num: 01

5 Coded: A-A CODED, B-B CODED, D-D CODED
 6 Circuits: 02-2Circuits, 03-3Circuits, ... 08-8Circuits
 7 Angle-Key: R-90°
 8 Cable length: XXXXX-(see table1)

TABLE 1

L (XXXXX)	00050	00100	00150	00200	...	00990
50mm	100mm	150mm	200mm	...	990mm	
01000	01500	02000	10000	...	99900	
1M	1.5M	2M	10M	...	99.9M	
Dimensions L (mm)						
Range(length)	50 to 200	201 to 500	1001 to 5000	5000 to 9000		
Tolerance(mm)	± 10	± 15	± 25	± 30		

2Circuits (A-Coded)	3Circuits (A-Coded)	4Circuits (A-Coded)	5Circuits(B-Coded)	4Circuits(D-Coded)
Shell-Braid	Shell-Braid	Shell-Braid	Shell-Braid	Shell-Braid
3 Blue	4 Black	4 Black	5 Gray	4 Blue
1 Brown	3 Blue	3 Blue	3 Blue	3 Orange
1 Brown	1 Brown	2 White	2 White	2 White
1 Brown	1 Brown	1 Brown	1 Brown	1 Yellow
Circuits wire color	Circuits wire color	Circuits wire color	Circuits wire color	Circuits wire color

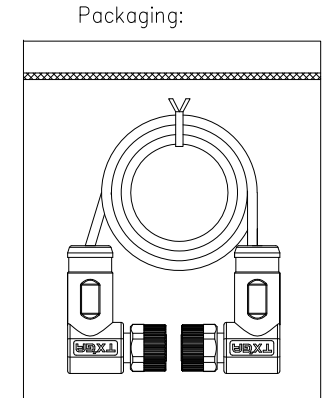
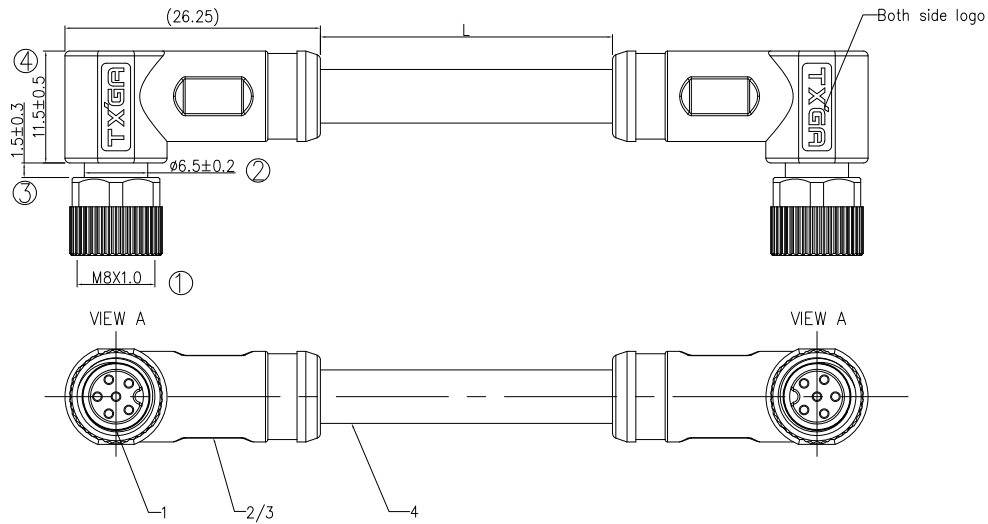
Cable product information							
Coded	Circuits	Rated voltage	Rated impulse voltage	Rated current	Insulation resistance	O.D	Wire Size(mm ²)AWG
A	2Circuits	60V	1500V	4A	$\geq 100\Omega$	4.5	0.35mm ² /22AWG
	3Circuits	60V	1500V	4A	$\geq 100\Omega$	5.0	0.35mm ² /22AWG
	4Circuits	60V	1500V	4A	$\geq 100\Omega$	5.5	0.35mm ² /22AWG
B	5Circuits	60V	1500V	4A	$\geq 100\Omega$	6.0	0.35mm ² /22AWG
	4Circuits	63V	1500V	4A	$\geq 100\Omega$	6.7	0.35mm ² /22AWG
4	UL 20549 (2C/3C/4C/5C)22AWG, AB, JACKET: BK, PUR						
3	Overmold: PVC black 30P						
2	Innermold: PVC black 30P						
1	M8x1.0 (A/B/D)-Coded (2/3/4/5)circuits female shielded plug						

THIRD ANGLE PROJECTION	GENERAL TOLERANCES (UNLESS SPECIFIED)		APPROVE BY	DATE	PART NO.	ITEM NO.	TXGA Building Technology Cornerstone
	X. ± 0.30	.X $\pm 5^{\circ}$	FRANK	24/Aug/23	FM8C060401-XXXXRXXXXX00	FM8C060401	
	DESIGN UNITS Metric		CHECKED BY	DATE	TITLE		
SCALE	SIZE	X.XX ± 0.15	.XX $\pm 1^{\circ}$	CHERRY	24/Aug/23	M8x1.0 CABLE RIGHT ANGLE DOUBLE FEMALE SIDE With SHIELDED	
2:1	A4	X.XXX ± 0.10	.XXX $\pm 0.5^{\circ}$	DRAWN BY	DATE	THIS DRAWING CONTAINS INFORMATION THAT IS PROPRIETARY TO TXGA INDUSTRIAL ELECTRONICS(S,Z)CO.,LTD AND SHOULD NOT BE USED WITHOUT WRITTEN PERMISSION	
				LAM	24/Aug/23	REV 0	SHEET NO. 1/2

ELECTRICAL
1. Withstanding Voltage: DC 300V
2. Conduction Impedance: 3 Ω (Max)
3. Insulation Resistance: 10M Ω (Min)

1	2	3	4	5	6	7	8			
Coded	6circuits	7circuits	8circuits		REV	LOCATIONS	DESCRIPTION	DATE	REVISER	APPD
A-Coded					0		New Release	13/Nov	LAM	FRANK
VIEW A										

Note:
 1. (⊗) Important Dimension
 2. Waterproof Rate: IP68
 3. This product must meet IEC61076-2-104
 4. This product must meet 2011/65/EU ROHS compliance.
 5. Not note tolerances: ±0.20



Ordering Information

1	2	3	4	5	6	7	8
FM8C	06	04	01	-	X	XX	R XXXXX 00
Cable type	Cable category	Mounting thread	Distinction num				
FM8C-M8 Cable	06-Female Right angle DOULE	04-M8X1.0	01				
5	6	7	8				
Coded	Circuits	Angle-Key	Cable length				
A-A CODED	02-2Circuits	R-90°	XXXXX-(see table1)				
B-B CODED	03-3Circuits						
D-D CODED	08-8Circuits						

TABLE 1

L (XXXXX)	00050	00100	00150	00200	...	00990
	50mm	100mm	150mm	200mm	...	990mm
	01000	01500	02000	10000	...	99900
	1M	1.5M	2M	10M	...	99.9M
Dimensions L (mm)						
Range(length)	50 to 200	201 to 500	1001 to 5000	5000 to 9000		
Tolerance(mm)	±10	±15	±25	±30		

6Circuits (A-Coded)		7Circuits(A-Coded)		8Circuits(A-Coded)	
Shell-Braid	Shell-Braid	Shell-Braid	Shell-Braid	Shell-Braid	Shell-Braid
6	7	8	8	8	8
Pink	Blue	Red	Blue	Red	Blue
5	6	7	6	6	6
Grey	Pink	Grey	Pink	Grey	Pink
4	5	4	5	4	5
Black	Yellow	Yellow	Yellow	Black	Yellow
3	4	3	4	3	4
Blue	Green	Green	Green	Blue	Green
2	3	2	3	2	3
White	Brown	Brown	Brown	White	Brown
1	2	1	2	1	2
Brown	White	White	White	Brown	White
Circuits	wire color	Circuits	wire color	Circuits	wire color

Cable product Information							
Coded	Circuits	Rated voltage	Rated impulse voltage	Rated current	Insulation resistance	O.D	Wire Size(mm ²)AWG
A	6Circuits	30V	800V	1.5A	≥100MΩ	5.5	0.25mm ² /24AWG
	7Circuits	30V	800V	1.5A	≥100MΩ	5.5	0.25mm ² /24AWG
	8Circuits	30V	800V	1.5A	≥100MΩ	6.0	0.25mm ² /24AWG
4	UL 20549 (6C/7C/8C)/24AWG, AB, JACKET: BK, PUR						
3	Overmold: PVC black 30P						
2	Innermold: PVC black 30P						
1	M8x1.0 A-Coded (6/7/8)circuits female shielded plug						

 THIRD ANGLE PROJECTION DESIGN UNITS Metric SCALE 2:1 SIZE A4	GENERAL TOLERANCES (UNLESS SPECIFIED)		APPROVE BY	DATE	PART NO.	ITEM NO.
	X.±0.30	.X'±5'	FRANK	24/Aug/23	FM8C060401-XXXXRXXXXX00	FM8C060401
	X.XX±0.20	.X'±2'	CHECKED BY	DATE	TITLE	
	X.XX±0.15	.XX'±1'	CHERRY	24/Aug/23	M8X1.0 CABLE Right angle DOUBLE FEMALE SIDE With SHIELDED	
X.XXX±0.10	.XXX'±0.5'	DRAWN BY	DATE	THIS DRAWING CONTAINS INFORMATION THAT IS PROPRIETARY TO TXGA INDUSTRIAL ELECTRONICS(S,Z)CO.,LTD AND SHOULD NOT BE USED WITHOUT WRITTEN PERMISSION		
LAM	24/Aug/23					

ELECTRICAL
1. Withstanding Voltage: DC 300V
2. Conduction Impedance: 3Ω (Max)
3. Insulation Resistance: 10MΩ (Min)

