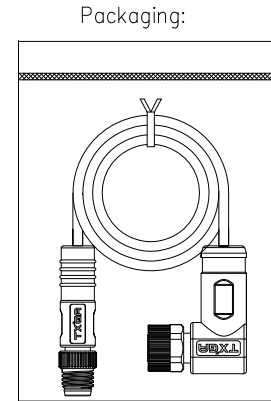
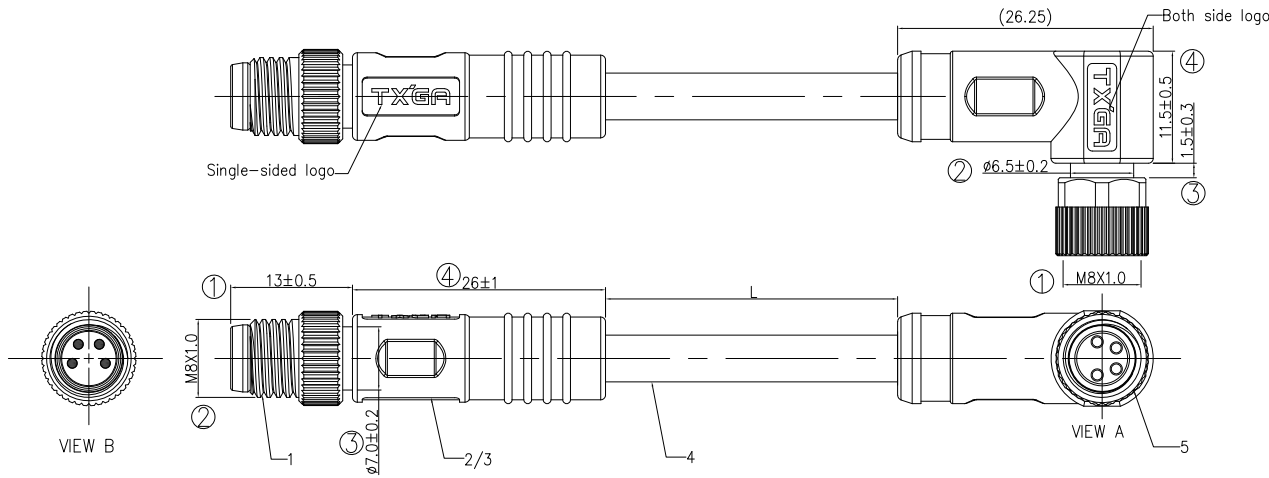


	1	2	3	4	5		6	7	8	
	Coded	2circuits	3circuits	4circuits	5circuits	Coded	2circuits	3circuits	4circuits	5circuits
A	A-Coded					A-Coded				
	B-Coded					B-Coded				
	VIEW A(FEMALE)					VIEW B(MALE)				

REV	LOCATIONS	DESCRIPTION	DATE	REVISER	APPD
0		New Release	13/Nov	LAM	FRANK

Note:  
 1. Important Dimension  
 2. Waterproof Rate: IP68  
 3. This product must meet IEC61076-2-104  
 4. This product must meet 2011/65/EU ROHS compliance.  
 5. Not note tolerances: ±0.20



### Ordering Information

FM8C 12 04 01 - X XX R XXXXX 00  
 1 2 3 4 5 6 7 8

1 Cable type FM8C-M8 Cable  
 2 Cable category 12-ST male to RA Female  
 3 Mounting thread 04-M8X1.0  
 4 Distinction num 01

5 Coded A-A CODED B-B CODED  
 6 Circuits 02-2Circuits 03-3Circuits ... 08-8Circuits  
 7 Angle-Key R-90°  
 8 Cable length XXXXX-(see table1)

TABLE 1

L (XXXX)	00050	00100	00150	00200	...	00990
	50mm	100mm	150mm	200mm	...	990mm
	01000	01500	02000	10000	...	99900
	1M	1.5M	2M	10M	...	99.9M
Dimensions L (mm)						
Range(length)	50 to 200	201 to 500	1001 to 5000	5000 to 9000		
Tolerance(mm)	±10	±15	±25	±30		

ELECTRICAL	
1. Withstanding Voltage: DC 300V	
2. Conduction Impedance: 3Ω (Max)	
3. Insulation Resistance: 10MΩ (Min)	

WIRING CHART(FEMALE Front View) PIN to PIN							
2Circuits (A-Coded)		3Circuits (A-Coded)		4Circuits (A-Coded)		5Circuits(B-Coded)	
Shell-Braid		Shell-Braid		Shell-Braid		Shell-Braid	
3	Blue	3	Blue	3	Blue	3	Blue
1	Brown	1	Brown	1	Brown	1	Brown
Circuits	wire color	Circuits	wire color	Circuits	wire color	Circuits	wire color

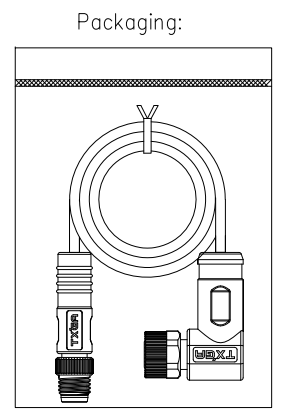
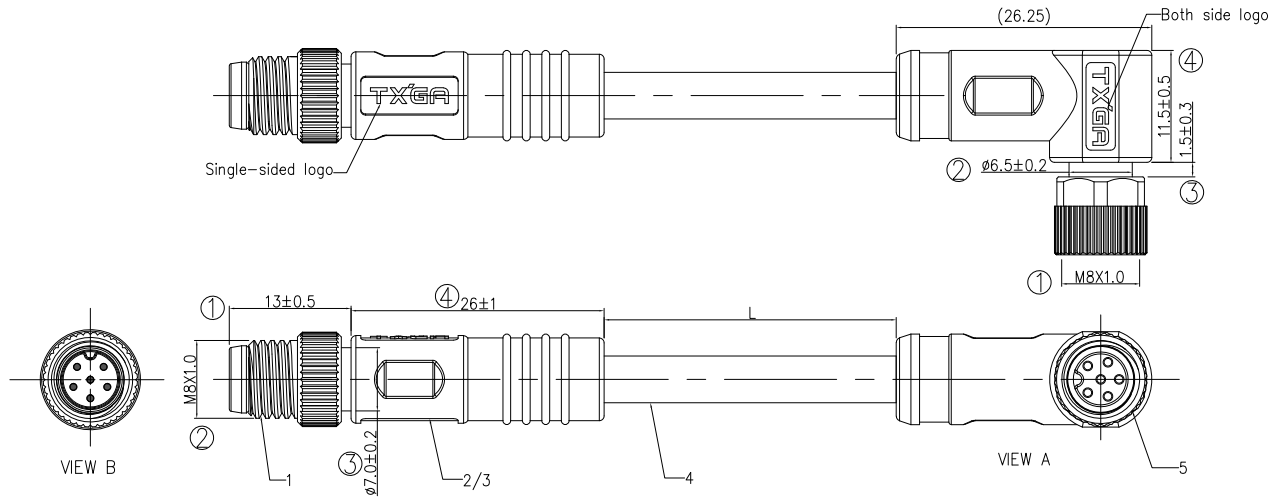
Cable product Information							
Coded	Circuits	Rated voltage	Rated impulse voltage	Rated current	Insulation resistance	O.D	Wire Size(mm²)AWG
A	2Circuits	60V	1500V	4A	≥100MΩ	4.5	0.35mm² /22AWG
	3Circuits	60V	1500V	4A	≥100MΩ	5.0	0.35mm² /22AWG
B	4Circuits	60V	1500V	4A	≥100MΩ	5.5	0.35mm² /22AWG
	5Circuits	60V	1500V	4A	≥100MΩ	6.0	0.35mm² /22AWG
5	M8x1.0 (A/B)-Coded (2/3/4/5)circuits female shielded plug						
4	UL 20549 (2C/3C/4C/5C)22AWG, AB, JACKET: BK, PUR						
3	Overmold: PVC black 30P						
2	Innermold: PVC black 30P						
1	M8x1.0 (A/B)-Coded (2/3/4/5)circuits male shielded plug						

 THIRD ANGLE PROJECTION DESIGN UNITS Metric SCALE 2:1 SIZE A4	GENERAL TOLERANCES (UNLESS SPECIFIED)	APPROVE BY FRANK	DATE 24/Aug/23	PART NO. FM8C120401-XXXXXXX00	ITEM NO. FM8C120401	 Building Technology Cornerstone
	X.±0.30 X.±5'	CHECKED BY CHERRY	DATE 24/Aug/23	TITLE M8x1.0 CABLE Right angle FEMALE TO Straight MALE With SHIELDED	REV 0 SHEET NO. 1/2	
	X.XX±0.15 .XX±1'	DRAWN BY LAM	DATE 24/Aug/23	THIS DRAWING CONTAINS INFORMATION THAT IS PROPRIETARY TO TXGA INDUSTRIAL ELECTRONICS(S,Z)CO.,LTD AND SHOULD NOT BE USED WITHOUT WRITTEN PERMISSION		
	X.XXX±0.10 .XXX±0.5'					

1	2	3	4
Coded	6circuits	7circuits	8circuits
A-Coded			
A-Coded			
VIEW A(FEMALE)		VIEW B(MALE)	

REV	LOCATIONS	DESCRIPTION	DATE	REVISER	APPD
0		New Release	13/Nov	LAM	FRANK

Note:  
 1. (⊗) Important Dimension  
 2. Waterproof Rate: IP68  
 3. This product must meet IEC61076-2-104  
 4. This product must meet 2011/65/EU ROHS compliance.  
 5. Not note tolerances: ±0.20



Ordering Information

1	2	3	4
Cable type	Cable category	Mounting thread	Distinction num
FM8C-M8 Cable	12-ST male to RA Female	04-M8X1.0	01
5	6	7	8
Coded	Circuits	Angle-Key	Cable length
A-A CODED B-B CODED	02-2Circuits 03-3Circuits ... 08-8Circuits	R-90°	XXXXX-(see table1)

TABLE 1

L (XXXXX)	00050	00100	00150	00200	...	00990
	50mm	100mm	150mm	200mm	...	990mm
	01000	01500	02000	10000	...	99900
	1M	1.5M	2M	10M	...	99.9M
Dimensions L (mm)						
Range(length)	50 to 200	201 to 500	1001 to 5000	5000 to 9000		
Tolerance(mm)	±10	±15	±25	±30		

WIRING CHART(FEMALE Front View) PIN TO PIN					
6Circuits (A-Coded)		7Circuits(A-Coded)		8Circuits(A-Coded)	
Shell-Braid		Shell-Braid		Shell-Braid	
6	Pink	7	Blue	8	Red
5	Grey	6	Pink	7	Blue
4	Black	5	Yellow	6	Pink
3	Blue	4	Green	5	Grey
2	White	3	Green	4	Yellow
1	Brown	2	Brown	3	Green
		1	White	2	Brown
				1	White
Circuits	wire color	Circuits	wire color	Circuits	wire color

Cable product Information						
Coded	Circuits	Rated voltage	Rated impulse voltage	Rated current	Insulation resistance	Wire Size(mm <sup>2</sup> )AWG
A	6Circuits	30V	800V	1.5A	≥100MΩ	5.5 0.25mm <sup>2</sup> /24AWG
	7Circuits	30V	800V	1.5A	≥100MΩ	5.5 0.25mm <sup>2</sup> /24AWG
	8Circuits	30V	800V	1.5A	≥100MΩ	6.0 0.25mm <sup>2</sup> /24AWG
5 M8x1.0 A-Coded (6/7/8)circuits male shielded plug						
4 UL 20549 (6C/7C/8C)/24AWG, AB, JACKET: BK, PUR						
3 Overmold: PVC black 30P						
2 Innermold: PVC black 30P						
1 M8x1.0 A-Coded (6/7/8)circuits female shielded plug						

 THIRD ANGLE PROJECTION  DESIGN UNITS Metric  SCALE 2:1 SIZE A4	GENERAL TOLERANCES (UNLESS SPECIFIED)		APPROVE BY	DATE	PART NO.	ITEM NO.
	X.±0.30	.X'±5'	FRANK	24/Aug/23	FM8C120401-XXXXXXX00	FM8C120401
	X.XX±0.20	.X'±2'	CHECKED BY	DATE	TITLE	
	X.XX±0.15	.XX'±1'	CHERRY	24/Aug/23	M8X1.0 CABLE Right angle FEMALE TO Straight MALE With SHIELDED	
	X.XXX±0.10	.XXX'±0.5'	DRAWN BY	DATE	THIS DRAWING CONTAINS INFORMATION THAT IS PROPRIETARY TO TXGA INDUSTRIAL ELECTRONICS(S,Z)CO.,LTD AND SHOULD NOT BE USED WITHOUT WRITTEN PERMISSION	
			LAM	24/Aug/23		

ELECTRICAL
1. Withstanding Voltage: DC 300V
2. Conduction Impedance: 3Ω (Max)
3. Insulation Resistance: 10MΩ (Min)

Building Technology Cornerstone

REV 0 SHEET NO. 2/2