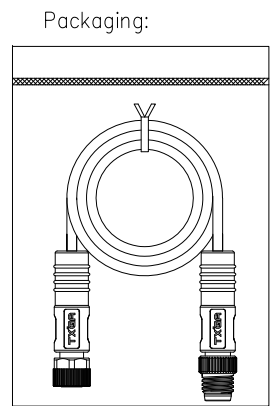
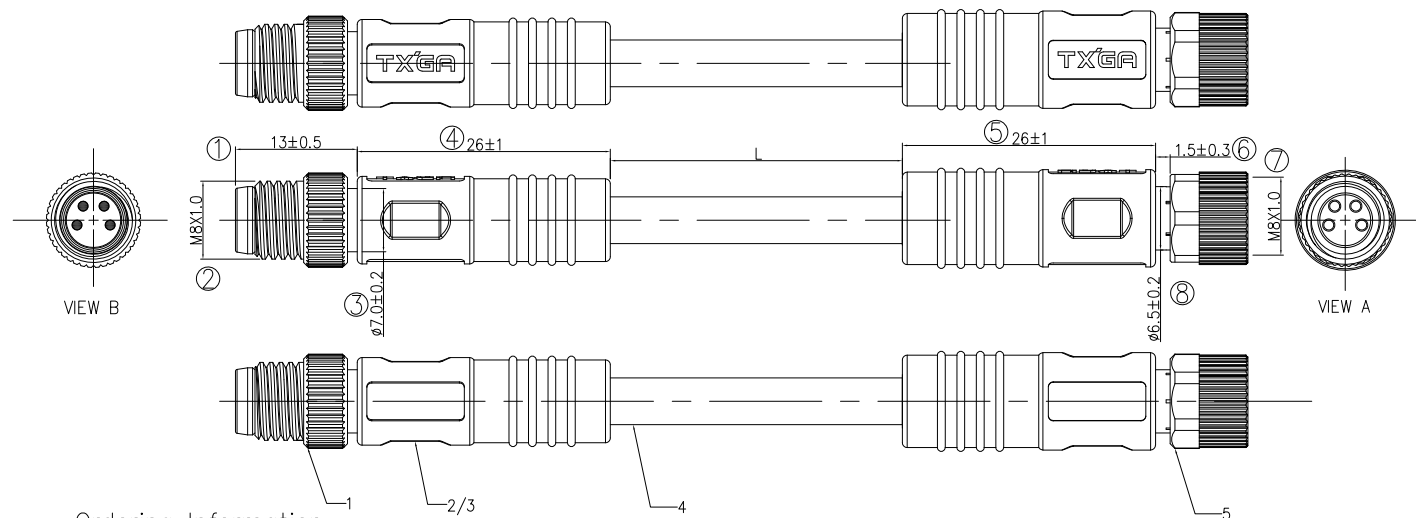


	1	2	3	4	5		6	7	8	
	Coded	2circuits	3circuits	4circuits	5circuits	Coded	2circuits	3circuits	4circuits	5circuits
A	A-Coded					A-Coded				
	B-Coded					B-Coded				
	D-Coded					D-Coded				
	VIEW A(FEMALE)					VIEW B(MALE)				

REV	LOCATIONS	DESCRIPTION	DATE	REVISER	APPD
0		New Release	13/Nov	LAM	FRANK

Note:
 1. (⊗) Important Dimension
 2. Waterproof Rate: IP68
 3. This product must meet IEC61076-2-104
 4. This product must meet 2011/65/EU ROHS compliance.
 5. Not note tolerances: ±0.20



Ordering Information

FM8C 13 04 01 - X XX E XXXXX 00
 1 2 3 4 5 6 7 8

1 Cable type FM8C-M8 Cable	2 Cable category 13-Straight Female to Male	3 Mounting thread 04-M8X1.0	4 Distinction num 01
5 Coded A-A CODED B-B CODED D-D CODED	6 Circuits 02-2Circuits 03-3Circuits ... 08-8Circuits	7 Angle-Key E-0°	8 Cable length XXXX-(see table1)

TABLE 1

L (XXXX)	00050	00100	00150	00200	...	00990
	50mm	100mm	150mm	200mm	...	990mm
Range(length)	50 to 200	201 to 500	1001 to 5000	5000 to 9000		
	Tolerance(mm)	±10	±15	±25	±30	

2Circuits (A-Coded)	3Circuits (A-Coded)	4Circuits (A-Coded)	5Circuits(B-Coded)	4Circuits(D-Coded)
Shell-Braid	Shell-Braid	Shell-Braid	Shell-Braid	Shell-Braid
3 Blue	4 Black	3 Blue	5 Gray	4 Blue
1 Brown	3 Blue	2 White	3 Blue	3 Orange
1 Brown	1 Brown	1 Brown	1 Brown	2 White
1 Yellow	1 Yellow	1 Yellow	1 Yellow	1 Yellow

Coded	Circuits	Rated voltage	Rated impulse voltage	Rated current	Insulation resistance	O.D	Wire Size(mm ²)AWG
A	2Circuits	60V	1500V	4A	≥100MΩ	4.5	0.35mm ² /22AWG
	3Circuits	60V	1500V	4A	≥100MΩ	5.0	0.35mm ² /22AWG
	4Circuits	60V	1500V	4A	≥100MΩ	5.5	0.35mm ² /22AWG
B	5Circuits	60V	1500V	4A	≥100MΩ	6.0	0.35mm ² /22AWG
D	4Circuits	63V	1500V	4A	≥100MΩ	6.7	0.35mm ² /22AWG

THIRD ANGLE PROJECTION	GENERAL TOLERANCES (UNLESS SPECIFIED)	APPROVE BY	DATE	PART NO.	ITEM NO.
	X.±0.30	FRANK	24/Aug/23	FM8C130401-XXXXXXXX00	FM8C130401
	X.X±0.20	CHECKED BY	DATE	TITLE	
X.XX±0.15	CHERRY	24/Aug/23	M8X1.0 CABLE STRAIGHT FEMALE TO MALE With SHIELDED		
X.XXX±0.10	DRAWN BY	DATE	THIS DRAWING CONTAINS INFORMATION THAT IS PROPRIETARY TO TXGA INDUSTRIAL ELECTRONICS(S.Z)CO.,LTD AND SHOULD NOT BE USED WITHOUT WRITTEN PERMISSION		
LAM	24/Aug/23				

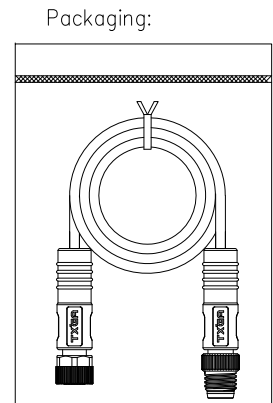
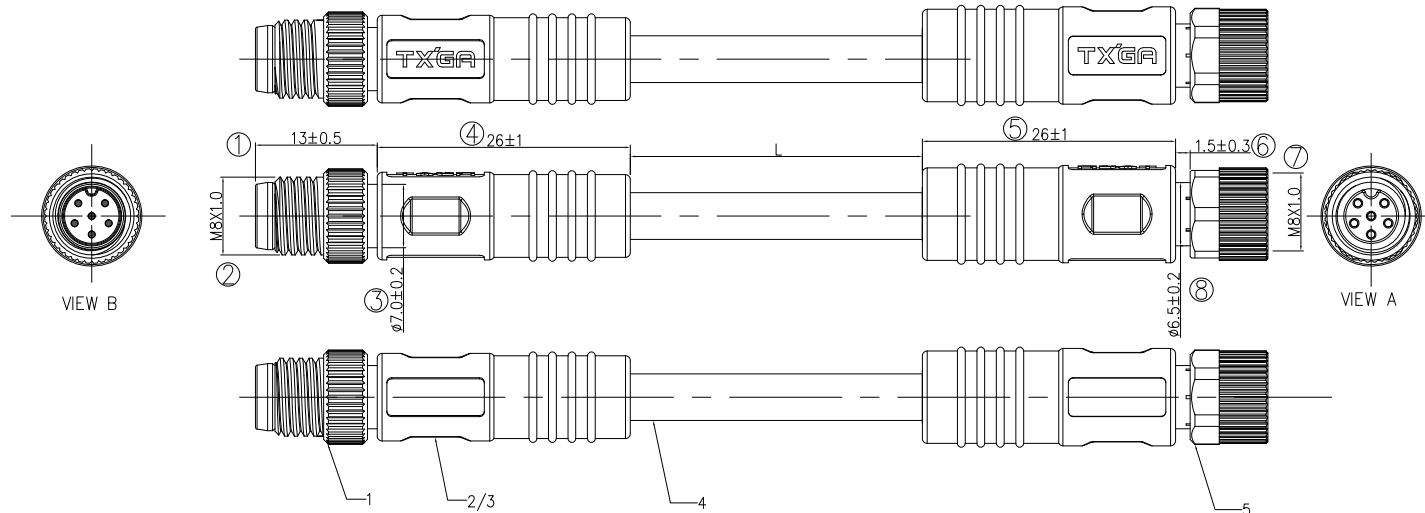


ELECTRICAL
1. Withstanding Voltage: DC 300V
2. Conduction Impedance: 3Ω (Max)
3. Insulation Resistance: 10MΩ (Min)

1	2	3	4
Coded	6circuits	7circuits	8circuits
A-Coded			
A-Coded			
VIEW B(FEMALE)		VIEW B(MALE)	

5	6	7	8
REV	LOCATIONS	DESCRIPTION	DATE
0		New Release	13/Nov
			REVISER
			LAM
			APPD
			FRANK

Note:
 1. (⊗) Important Dimension
 2. Waterproof Rate: IP68
 3. This product must meet IEC61076-2-104
 4. This product must meet 2011/65/EU ROHS compliance.
 5. Not note tolerances: ±0.20



Ordering Information

FM8C 13 04 01 - X XX E XXXXX 00
 1 2 3 4 5 6 7 8

1 Cable type: FM8C-M8 Cable
 2 Cable category: 13-Straight Female to Male
 3 Mounting thread: 04-M8x1.0
 4 Distinction num: 01

5 Coded: A-A CODED, B-B CODED, D-D CODED
 6 Circuits: 02-2Circuits, 03-3Circuits, ... 08-8Circuits
 7 Angle-Key: E-0°
 8 Cable length: XXXXX-(see table1)

TABLE 1

L (XXXXX)	00050	00100	00150	00200	...	00990
	50mm	100mm	150mm	200mm	...	990mm
	01000	01500	02000	10000	...	99900
	1M	1.5M	2M	10M	...	99.9M
Dimensions L (mm)						
Range(length)	50 to 200	201 to 500	1001 to 5000	5000 to 9000		
Tolerance(mm)	±10	±15	±25	±30		

WIRING CHART(FEMALE Front View) PIN TO PIN					
6Circuits (A-Coded)		7Circuits(A-Coded)		8Circuits(A-Coded)	
Shell-Braid		Shell-Braid		Shell-Braid	
6	Purple	6	Pink	6	Pink
5	Grey	5	Grey	5	Grey
4	Black	4	Yellow	4	Yellow
3	Blue	3	Green	3	Green
2	White	2	Brown	2	Brown
1	Brown	1	White	1	White
Circuits	wire color	Circuits	wire color	Circuits	wire color

Cable product Information						
Coded	Circuits	Rated voltage	Rated impulse voltage	Rated current	Insulation resistance	O.D
A	6Circuits	30V	800V	1.5A	≥100MΩ	5.5
	7Circuits	30V	800V	1.5A	≥100MΩ	5.5
	8Circuits	30V	800V	1.5A	≥100MΩ	6.0
5 M8x1.0 A-Coded (6/7/8)circuits male shielded plug						
4 UL 20549 (6C/7C/8C)/24AWG, AB, JACKET: BK, PUR						
3 Overmold: PVC black 30P						
2 Innermold: PVC black 30P						
1 M8x1.0 A-Coded (6/7/8)circuits female shielded plug						

THIRD ANGLE PROJECTION	GENERAL TOLERANCES (UNLESS SPECIFIED)		APPROVE BY	DATE	PART NO.	ITEM NO.	 Building Technology Cornerstone
	X.±0.30	.X'±5'	FRANK	24/Aug/23	FM8C130401-XXXEXXX00	FM8C130401	
DESIGN UNITS Metric	X.X±0.20	.X'±2'	CHECKED BY	DATE	TITLE		THIS DRAWING CONTAINS INFORMATION THAT IS PROPRIETARY TO TXGA INDUSTRIAL ELECTRONICS(S,Z)CO.,LTD AND SHOULD NOT BE USED WITHOUT WRITTEN PERMISSION
SCALE 2:1	X.XX±0.15	.XX'±1'	CHERRY	24/Aug/23	M8x1.0 CABLE STRAIGHT FEMALE TO MALE With SHIELDED		
SIZE A4	X.XXX±0.10	.XXX'±0.5'	DRAWN BY LAM	DATE 24/Aug/23			REV 0 SHEET NO. 2/2

ELECTRICAL
1. Withstanding Voltage: DC 300V
2. Conduction Impedance: 3Ω (Max)
3. Insulation Resistance: 10MΩ (Min)