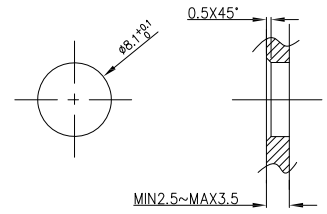
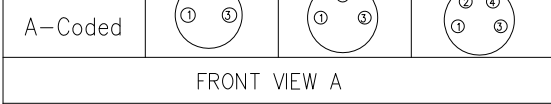
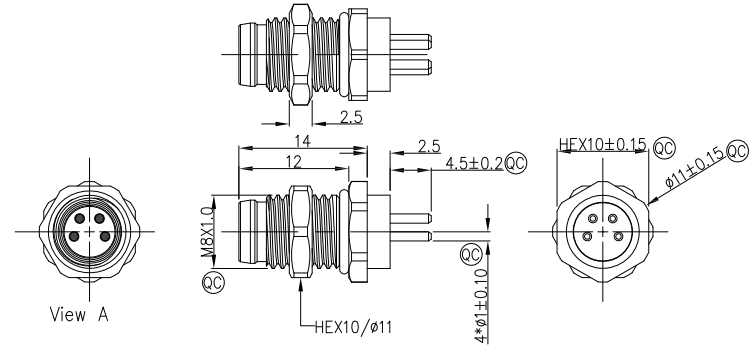


1	2	3	4	5	6	7	8			
Circuits	2Circuits	3Circuits	4Circuits		REV	LOCATIONS	DESCRIPTION	DATE	REVISER	APPD
A-Coded					0		New Release	4/DEC		FRANK

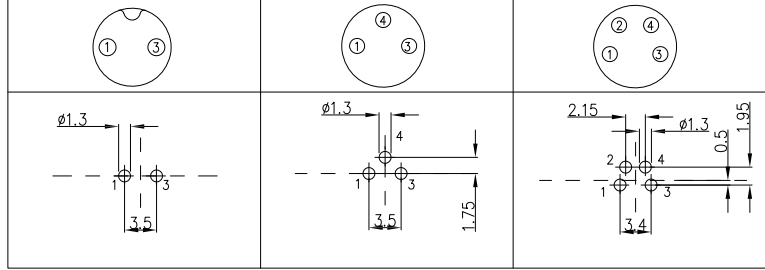


Note:
 1. ⓐ Important Dimension
 2. Waterproof Rate: IP68
 3. This product must meet IEC61076-2-104
 4. This product must meet 2011/65/EU ROHS compliance.
 5. Not note tolerances: ±0.20
 6. Use torque values 1Nm

Recommended Panel Cut-Out



PCB Layout 【Front view A】



Connector locking system	Screw
Wiring type	Through Hole
Degree of protection	IP68(in mated condition)
Mechanical operation	> 100 mating cycles
Upper temperature	105°C
Lower temperature	-40°C
Pollution degree	3
Overvoltage categorie	II
Material group	II
Material of contact	CuZn (Messing/brass)
Contact plating	Au
Material of contact body	PA
Sealing	EPDM
Material of housing	Brass nickel plated

Ordering Information

FM8S T04 09 - X XX P 1 04 D 00
 1 2 3 4 5 6 7 8 9

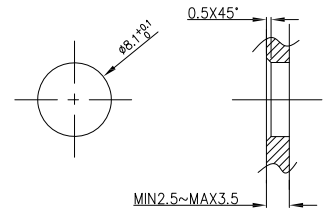
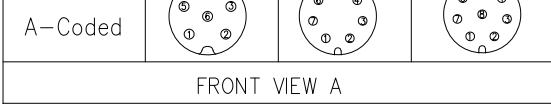
1 Series Name FM8S-M8 Socket	2 Mounting thread T04-Front fastened M8X1.0	3 Distinction No. 09	4 Coded A-A CODED B-B CODED	5 Circuits 02-2Circuits 03-3Circuits 04-4Circuits 05-5Circuits 06-6Circuits 07-7Circuits 08-8Circuits	6 Contact P-Plug
7 Plating 1-Ep Au	8 Thickness Plating 04-0.1μm	9 Wire type D-Through Hole			

Pin Assignments Front View	Rated Voltage	Rated impulse Voltage	Rated Current (40°C)	Contact resistance	Insulation resistance
	60V DC	1500V	4A	≤3mΩ	≥100MΩ
	60V DC	1500V	4A	≤3mΩ	≥100MΩ
	60V DC	1500V	4A	≤3mΩ	≥100MΩ

 THIRD ANGLE PROJECTION DESIGN UNITS Metric SCALE 2:1 SIZE A4	GENERAL TOLERANCES (UNLESS SPECIFIED)		APPROVE BY FRANK	DATE 4/DEC/23	PART NO. FM8ST0409-XXXP104D00	ITEM NO. FM8ST0409	 Building Technology Cornerstone
	X.±0.30	X.±5'	CHECKED BY CHERRY	DATE 4/DEC/23			
	X.XX±0.20	.X'±2'	DRAWN BY LAM	DATE 4/DEC/23	TITLE M8X1.0 male socket 180° [THT] front fastened M8X1.0	REV 0	SHEET NO. 1/3

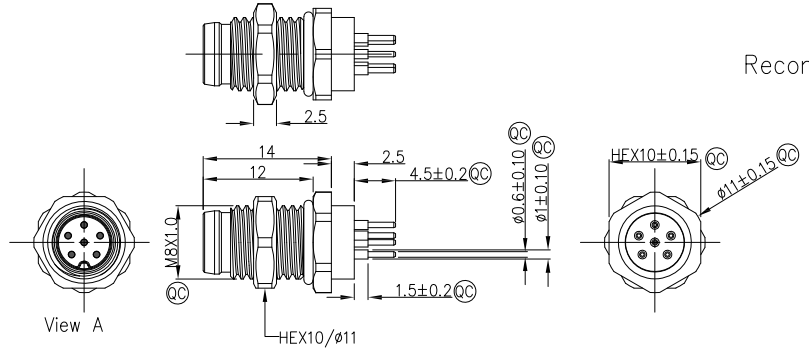
THIS DRAWING CONTAINS INFORMATION THAT IS PROPRIETARY TO TXGA INDUSTRIAL ELECTRONICS(S.Z)CO.,LTD AND SHOULD NOT BE USED WITHOUT WRITTEN PERMISSION

1	2	3	4	5	6	7	8		
Circuits	6Circuits	7Circuits	8Circuits	REV	LOCATIONS	DESCRIPTION	DATE	REVISER	APPD
A-Coded				0		New Release	4/DEC		FRANK

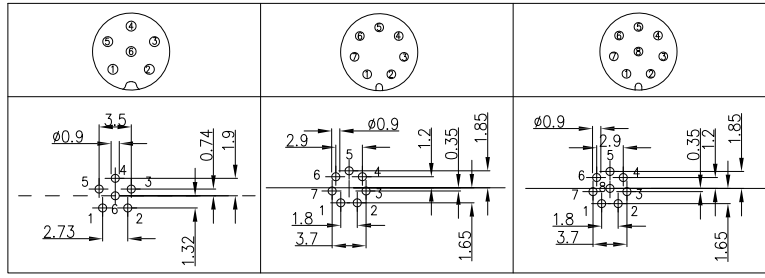


Note:
 1. Ⓞ Important Dimension
 2. Waterproof Rate: IP68
 3. This product must meet IEC61076-2-104
 4. This product must meet 2011/65/EU ROHS compliance.
 5. Not note tolerances: ± 0.20
 6. Use torque values 1Nm

Recommended Panel Cut-Out



PCB Layout [Front view A]



Connector locking system	Screw
Wiring type	Through Hole
Degree of protection	IP68(in mated condition)
Mechanical operation	> 100 mating cycles
Upper temperature	105°C
Lower temperature	-40°C
Pollution degree	3
Overvoltage categorie	II
Material group	II
Material of contact	CuZn (Messing/brass)
Contact plating	Au
Material of contact body	PA
Sealing	EPDM
Material of housing	Brass nickel plated

Ordering Information

FM8S T04 09 - X XX P 1 04 D 00
 1 2 3 4 5 6 7 8 9

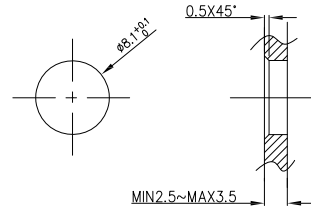
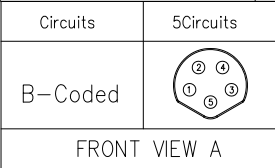
1 Series Name FM8S-M8 Socket	2 Mounting thread T04-Front fastened M8X1.0	3 Distinction No. 09	4 Coded A-A CODED B-B CODED	5 Circuits 02-2Circuits 03-3Circuits 04-4Circuits 05-5Circuits 06-6Circuits 07-7Circuits 08-8Circuits	6 Contact P-Plug
7 Plating 1-Ep Au	8 Thickness Plating 04-0.1μm	9 Wire type D-Through Hole			

Pin Assignments Front View	Rated Voltage	Rated impulse Voltage	Rated Current (40°C)	Contact resistance	Insulation resistance
	30V DC	800V	1.5A	≤3mΩ	≥100MΩ
	30V DC	800V	1.5A	≤3mΩ	≥100MΩ
	30V DC	800V	1.5A	≤3mΩ	≥100MΩ

 THIRD ANGLE PROJECTION DESIGN UNITS Metric SCALE 2:1 SIZE A4	GENERAL TOLERANCES (UNLESS SPECIFIED)		APPROVE BY FRANK	DATE 4/DEC/23	PART NO. FM8ST0409-XXXP104D00	ITEM NO. FM8ST0409	 Building Technology Cornerstone
	X.±0.30	X.±5°	CHECKED BY CHERRY	DATE 4/DEC/23			
	X.X±0.20	.X'±2'	DRAWN BY LAM	DATE 4/DEC/23	TITLE M8X1.0 male socket 180° [THT] front fastened M8X1.0	REV 0	SHEET NO. 2/3

THIS DRAWING CONTAINS INFORMATION THAT IS PROPRIETARY TO TXGA INDUSTRIAL ELECTRONICS(S.Z)CO.,LTD AND SHOULD NOT BE USED WITHOUT WRITTEN PERMISSION

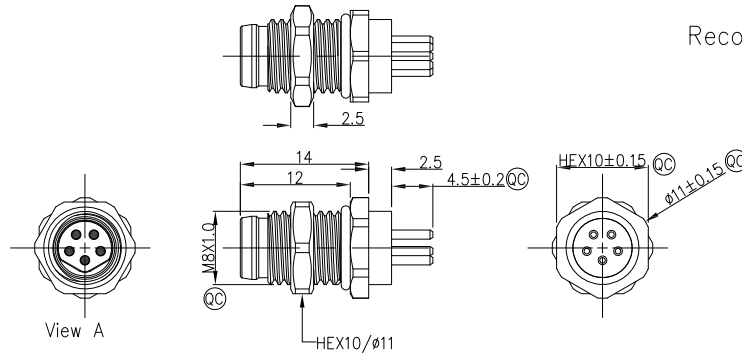
REV	LOCATIONS	DESCRIPTION	DATE	REVISER	APPD
0		New Release	4/DEC		FRANK



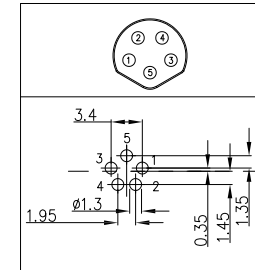
Note:

- ① Important Dimension
- Waterproof Rate: IP68
- This product must meet IEC61076-2-104
- This product must meet 2011/65/EU ROHS compliance.
- Not note tolerances: ±0.20
- Use torque values 1Nm

Recommended Panel Cut-Out



PCB Layout 【Front view A】



Connector locking system	Screw
Wiring type	Through Hole
Degree of protection	IP68(in mated condition)
Mechanical operation	> 100 mating cycles
Upper temperature	105°C
Lower temperature	-40°C
Pollution degree	3
Overvoltage categorie	II
Material group	II
Material of contact	CuZn (Messing/brass)
Contact plating	Au
Material of contact body	PA
Sealing	EPDM
Material of housing	Brass nickel plated

Ordering Information

FM8S T04 09 - X XX P 1 04 D 00
1 2 3 4 5 6 7 8 9

1 Series Name FM8S-M8 Socket	2 Mounting thread T04-Front fastened M8X1.0	3 Distinction No. 09	4 Coded A-A CODED B-B CODED	5 Circuits 02-2Circuits 03-3Circuits 04-4Circuits 05-5Circuits 06-6Circuits 07-7Circuits 08-8Circuits	6 Contact P-Plug
7 Plating 1-Ep Au	8 Thickness Plating 04-0.1μm	9 Wire type D-Through Hole			

Pin Assignments Front View	Rated Voltage	Rated impulse Voltage	Rated Currnt (40°C)	Contact resistance	Insulation resistance
	60V DC	1500V	4A	≤3mΩ	≥100MΩ

 THIRD ANGLE PROJECTION DESIGN UNITS Metric SCALE 2:1 SIZE A4	GENERAL TOLERANCES (UNLESS SPECIFIED)		APPROVE BY FRANK	DATE 4/DEC/23	PART NO. FM8ST0409-XXXP104D00	ITEM NO. FM8ST0409	 Building Technology Cornerstone
	X.±0.30	X.±5°	CHECKED BY CHERRY	DATE 4/DEC/23	TITLE M8X1.0 male socket 180° [THT] front fastened M8X1.0		
	X.XX±0.20	.X'±2°	DRAWN BY LAM	DATE 4/DEC/23	THIS DRAWING CONTAINS INFORMATION THAT IS PROPRIETARY TO TXGA INDUSTRIAL ELECTRONICS(S.Z)CO.,LTD AND SHOULD NOT BE USED WITHOUT WRITTEN PERMISSION		
	X.XX±0.15	.XX'±1°					
X.XXX±0.10	.XXX'±0.5°						