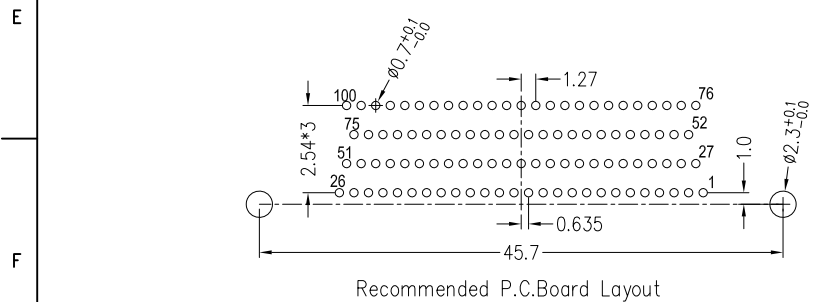
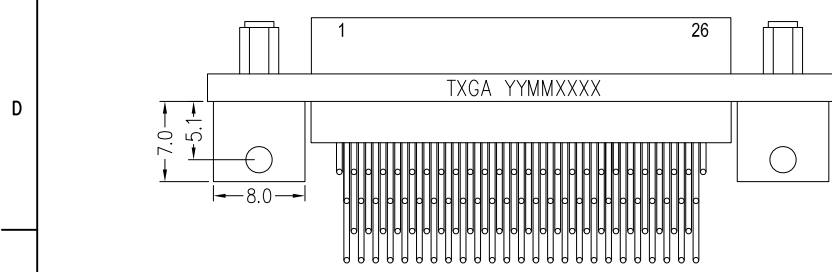
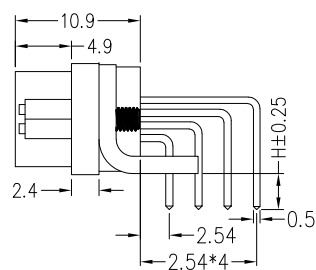
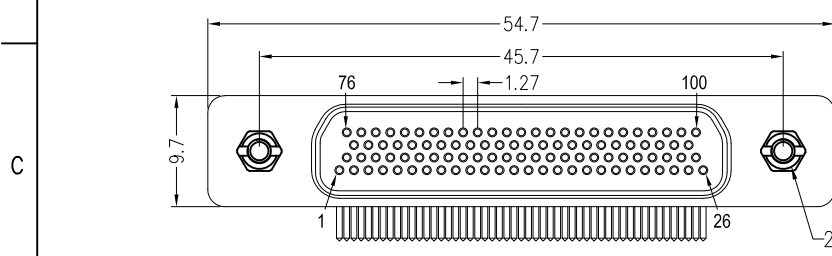
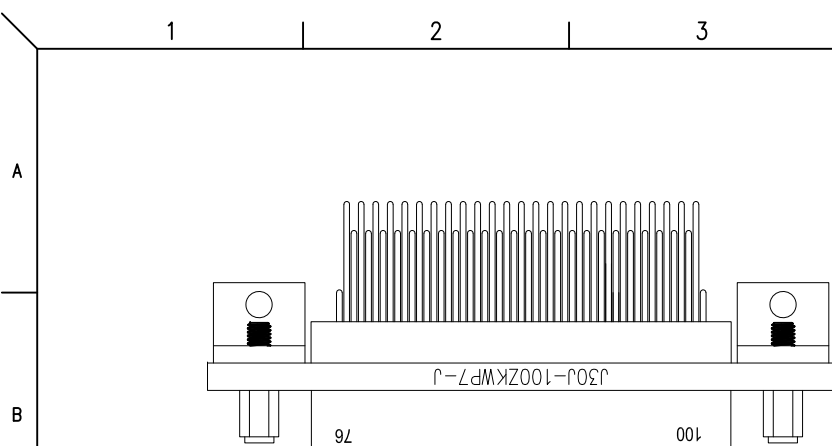


REV	LOCATIONS	DESCRIPTION	DATE	REVISER	APPD



Recommended P.C.Board Layout
General tolerances: ±0.05

SPECIFICATIONS

Electrical

- Current Rating: 3.0A AC(rms)/DC
- Voltage Rating: 500V AC(rms)/DC
- Contact Resistance: 10 mΩ Max
- Insulation Resistance: 5000 MΩ MIN
- Withstanding Voltage: 800V AC r.m.s
- Temperature Range-Operating: -55°C~+125°C

Mechanical

- Durability: 500 Cycles
- Vibration: Frequency 10~2000Hz, Acceleration 196m/s²,
- Shock: Peak Acceleration 735m/s² 11ms.

Material and Plating

- Housing: High-temperature plastic Natural(UL94V-0)
- Contact Pin: Copper Alloy/Gold Plated
- Shell: Aluminium alloy/Nickel Plated
- Seal Pad: Silicone Rubber RED
- Nut: Stainless steel

Ordering Information

FMD0 01 — F 100 B D XX — X X
1 2 3 4 5 6 7 8 9

Category	2	Distinction No.	3	Gender	4	Circuits	5	Entry Angle
FMD0-Micro-D Connector		01		F-Female		100		B-90° Angle
Assembly Layout	6	Color-Seal Pad	7	Type	8	H	9	
D-DIP		RD-Red		0-Standard		0-H=3		

<p>THIRD ANGLE PROJECTION</p>	GENERAL TOLERANCES (UNLESS SPECIFIED)		APPROVE BY	DATE	PART NO.	ITEM NO.	<p>Building Technology Cornerstone</p>
	X.X ±0.30	X.X' ±5'	LEO	11/SEP/24	FMD001-F100BDXX-XX	FMD001	
	X.X ±0.20	X.X' ±2'	CHECKED BY	DATE	TITLE		
	X.XX ±0.15	X.XX' ±1'	GISELLE	11/SEP/24	Micro-D Connector Pitch 1.27mm Female(DIP)		
SCALE	SIZE	X.XXX ±0.10	X.XXX' ±0.5'	DRAWN BY	DATE	THIS DRAWING CONTAINS INFORMATION THAT IS PROPRIETARY TO TXGA INDUSTRIAL ELECTRONICS(S.Z)CO.,LTD AND SHOULD NOT BE USED WITHOUT WRITTEN PERMISSION	
NTS	A4			HUANG	11/SEP/24		REV 0 SHEET NO. 1/1