

REV	LOCATIONS	DESCRIPTION	DATE	REVISER	APPD

SPECIFICATIONS

Electrical
 Current Rating: 3.0A AC(rms)/DC
 Voltage Rating: 500V AC(rms)/DC
 Contact Resistance: 10 mΩ Max
 Insulation Resistance: 5000 MΩ MIN
 Withstanding Voltage: 800V AC r.m.s
 Temperature Range-Operating: -55°C~+125°C

Mechanical

Durability: 500 Cycles
 Vibration: Frequency 10~2000Hz, Acceleration 196m/s²,
 Shock: Peak Acceleration 735m/s² 11ms.

Material and Plating

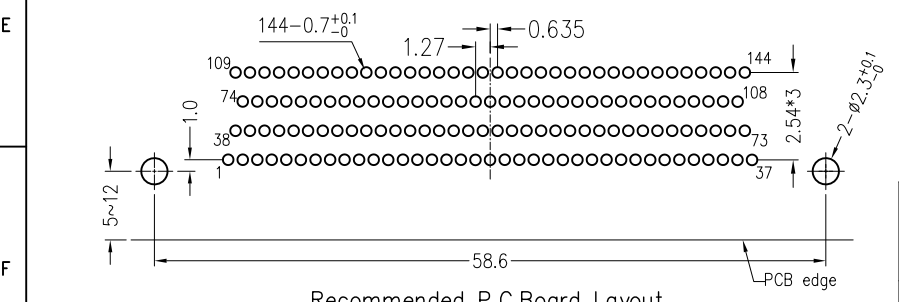
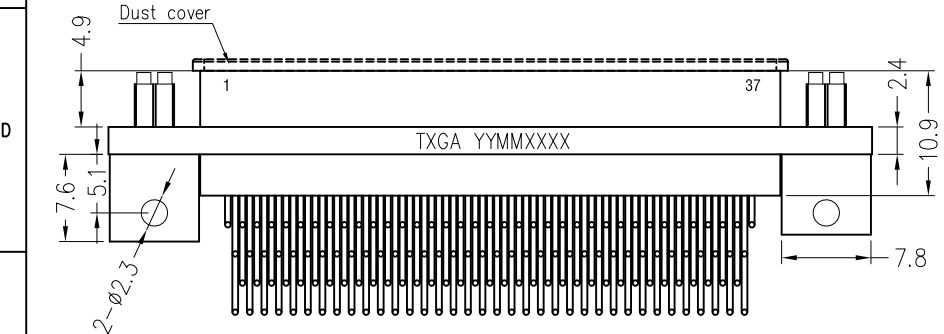
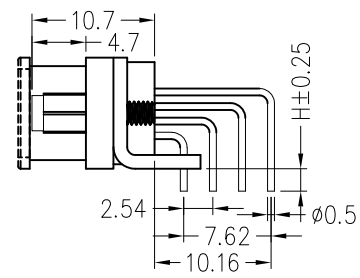
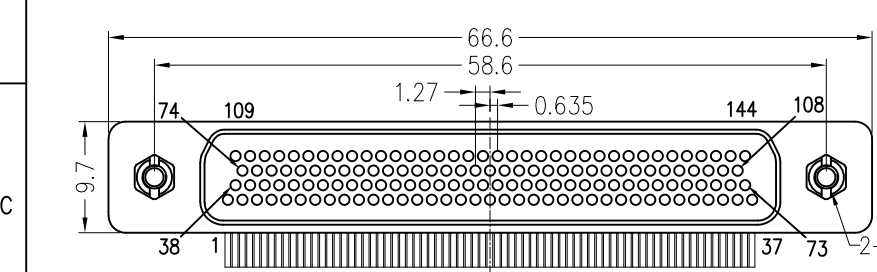
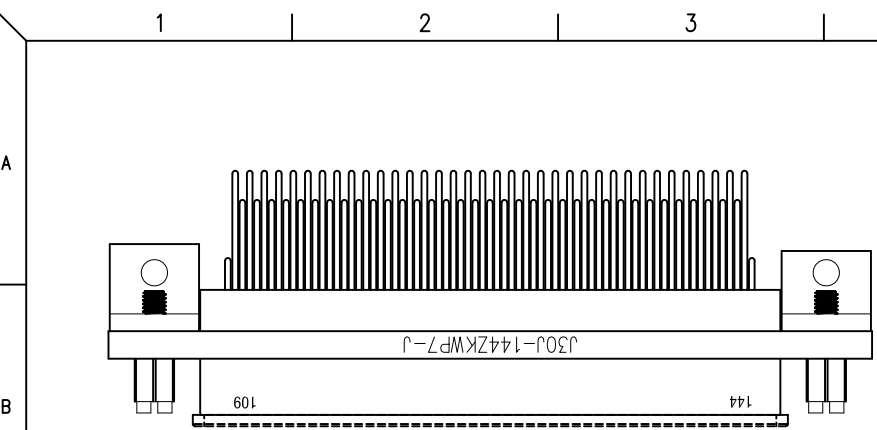
Housing: High-temperature plastic Natural(UL94V-0)
 Contact Pin: Copper Alloy/Gold Plated
 Shell: Aluminium alloy/Nickel Plated
 Seal Pad: Silicone Rubber RED
 Nut: Stainless steel

Ordering Information

FMD0 01 — F 144 B D RD — S 0
 1 2 3 4 5 6 7 8 9

1	Category FMD0-Micro-D Connector	2	Distinction No. 01	3	Gender F-Female	4	Circuits 144	5	Entry Angle B-90° Angle
6	Assembly Layout D-DIP	7	Color-Seal Pad RD-RED	8	Type S-Standard	9	H 0-H=3		

<p>THIRD ANGLE PROJECTION</p>	GENERAL TOLERANCES (UNLESS SPECIFIED)		APPROVE BY LEO	DATE 12/SEP/24	PART NO. FMD001-F144BDRD-S0	ITEM NO. FMD001	<p>Building Technology Cornerstone</p>	
	X. ±0.30	X.' ±5'	CHECKED BY GISELLE	DATE 12/SEP/24	TITLE Micro-D Connector Pitch 1.27mm Female(DIP)			REV 0
	DESIGN UNITS METRIC(mm)	X.X ±0.20	X.X' ±2'	DRAWN BY HUANG	DATE 12/SEP/24	THIS DRAWING CONTAINS INFORMATION THAT IS PROPRIETARY TO TXGA INDUSTRIAL ELECTRONICS(S.Z.)CO.,LTD AND SHOULD NOT BE USED WITHOUT WRITTEN PERMISSION		
	SCALE NTS	SIZE A4	X.XX ±0.15	X.XX' ±1'				
		X.XXX ±0.10	X.XXX' ±0.5'					



Recommended P.C.Board Layout
 General tolerances: ±0.05