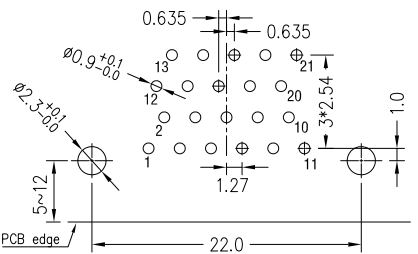
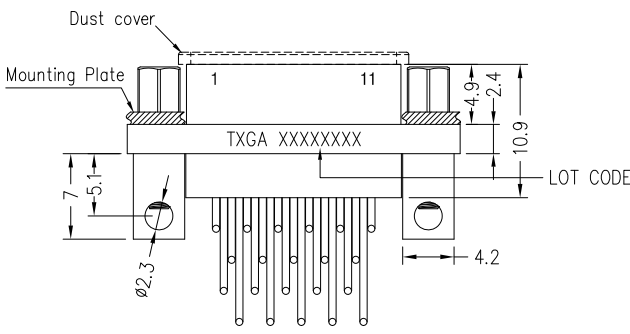
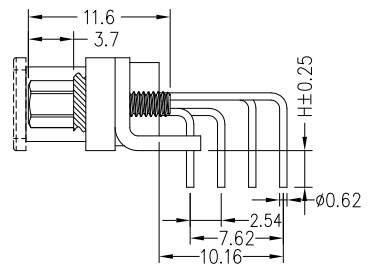
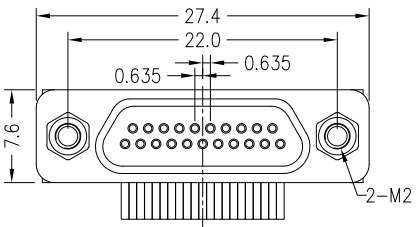
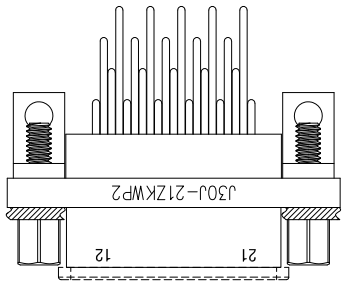


REV	LOCATIONS	DESCRIPTION	DATE	REVISER	APPD



Recommended P.C.Board Layout
General tolerances: ±0.05

SPECIFICATIONS

Electrical

- Current Rating: 3.0A AC(rms)/DC
- Voltage Rating: 500V AC(rms)/DC
- Contact Resistance: 10 mΩ Max
- Insulation Resistance: 5000 MΩ MIN
- Withstanding Voltage: 800V AC r.m.s
- Temperature Range-Operating: -55°C~+125°C

Mechanical

- Durability: 500 Cycles
- Vibration: Frequency 10~2000Hz, Acceleration 196m/s²
- Shock: Peak Acceleration 735m/s² 11ms.

Material and Plating

- Housing: High-temperature plastic Natural(UL94V-0)
- Contact Pin: Copper Alloy/Gold Plated
- Shell: Aluminium alloy/Nickel Plated
- Seal Pad: Silicone Rubber RED
- Nut: Stainless steel

Ordering Information

FMD0 02 - F XXX B D XX - 0 X
1 2 3 4 5 6 7 8 9

1	Category FMD0-Micro-D Connector	2	Distinction No. 02	3	Gender F-Female	4	Circuits 21	5	Entry Angle B-90° Angle
6	Assembly Layout D-DIP	7	Color-Resin NA-Natural	8	Type 0-Standard	9	H 0-H=3		

<p>THIRD ANGLE PROJECTION</p>	GENERAL TOLERANCES (UNLESS SPECIFIED)		APPROVE BY LEO	DATE 17/OCT/24	PART NO. FMD002-F021BDXX-XX	ITEM NO. FMD002	<p>Building Technology Cornerstone</p>
	X.X ±0.30	X.X' ±5'	CHECKED BY GISELLE	DATE 17/OCT/24	TITLE Micro-D Connector Pitch 1.27mm Female(DIP)		
	X.XX ±0.15	X.XX' ±1'	DRAWN BY HUANG	DATE 17/OCT/24	THIS DRAWING CONTAINS INFORMATION THAT IS PROPRIETARY TO TXGA INDUSTRIAL ELECTRONICS(S.Z)CO.,LTD AND SHOULD NOT BE USED WITHOUT WRITTEN PERMISSION		
	SCALE NTS	SIZE A4	X.XXX ±0.10	X.XXX' ±0.5'	SHEET NO. 1/1		