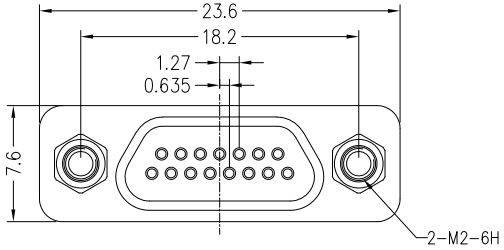


REV	LOCATIONS	DESCRIPTION	DATE	REVISER	APPD
1	△	ADD MARKING CODE	2025-05-07		HUANG



**SPECIFICATIONS**

**Electrical**

- Current Rating: 3.0A AC(rms)/DC
- Voltage Rating: 500V AC(rms)/DC
- Contact Resistance: 10 mΩ Max
- Insulation Resistance: 5000 MΩ MIN
- Withstanding Voltage: 800V AC r.m.s
- Temperature Range-Operating: -55°C~+125°C

**Mechanical**

- Durability: 500 Cycles
- Vibration: Frequency 10~2000Hz, Acceleration 196m/s<sup>2</sup>,
- Shock: Peak Acceleration 735m/s<sup>2</sup> 11ms.

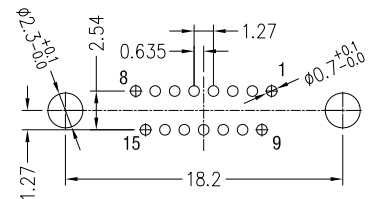
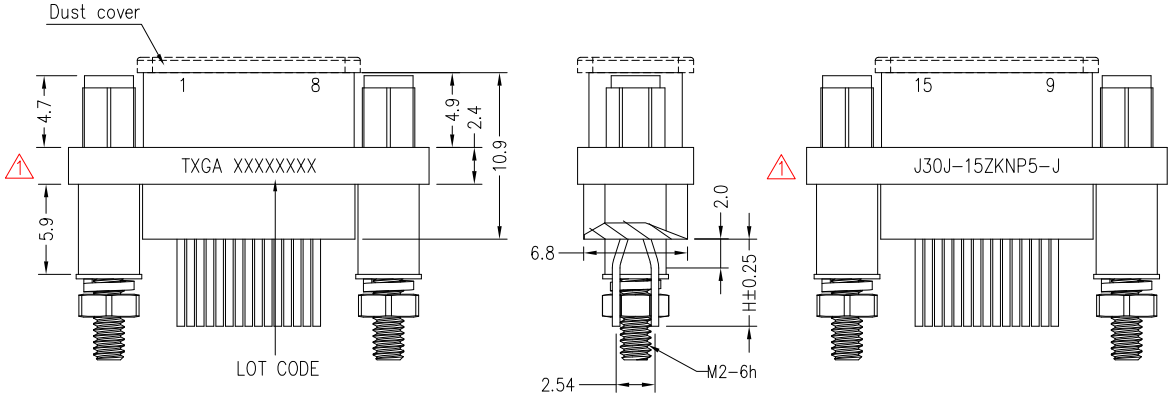
**Material and Plating**

- Housing: High-temperature plastic Natural(UL94V-0)
- Contact Pin: Copper Alloy/Gold Plated
- Shell: Aluminium alloy/Nickel Plated
- Seal Pad: Silicone Rubber RED
- Nut: Stainless steel

**Ordering Information**

FMD0 03 — F 015 S D XX — X X  
 1 2 3 4 5 6 7 8 9

1	Category FMD0-Micro-D Connector	2	Distinction No. 03	3	Gender F-Female	4	Circuits 15	5	Entry Angle S-180° Vertical
6	Assembly Layout D-DIP	7	Color-Seal Pad RD-Red	8	Type 0-Standard	9	H 0-H=5.7		



Recommended P.C.Board Layout  
 General tolerances: ±0.05

<p>THIRD ANGLE PROJECTION</p>	GENERAL TOLERANCES (UNLESS SPECIFIED)		APPROVE BY LEO	DATE 17/AUG/23	PART NO. FMD003-F015SDXX-XX	ITEM NO. FMD003	<p>Building Technology Cornerstone</p>
	X.X ±0.30	X.X' ±5'	CHECKED BY GISELLE	DATE 17/AUG/23	TITLE Micro-D Connector Pitch 1.27mm Female(DIP)		
	X.XX ±0.15	X.XX' ±1'	DRAWN BY HUANG	DATE 17/AUG/23	THIS DRAWING CONTAINS INFORMATION THAT IS PROPRIETARY TO TXGA INDUSTRIAL ELECTRONICS(S.Z)CO.,LTD AND SHOULD NOT BE USED WITHOUT WRITTEN PERMISSION		SHEET NO. 1/1
	X.XXX ±0.10	X.XXX' ±0.5'					