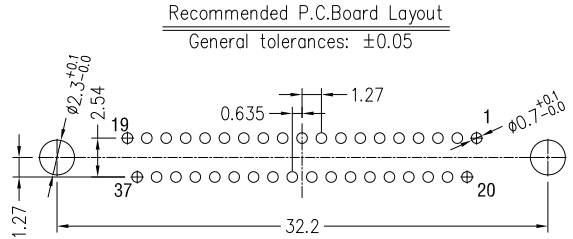
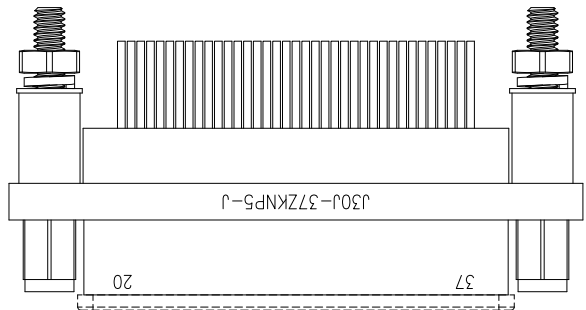


REV	LOCATIONS	DESCRIPTION	DATE	REVISOR	APPD



SPECIFICATIONS

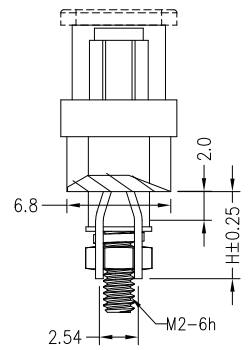
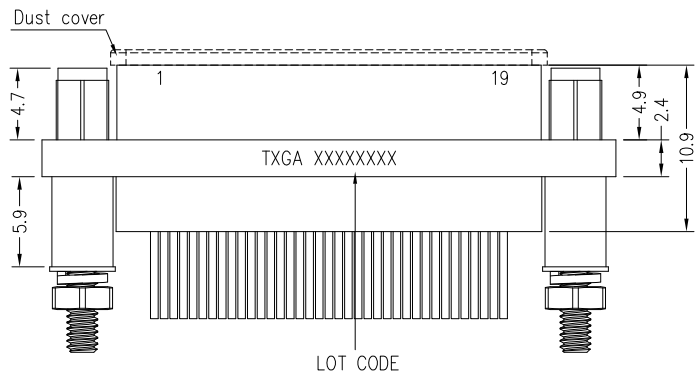
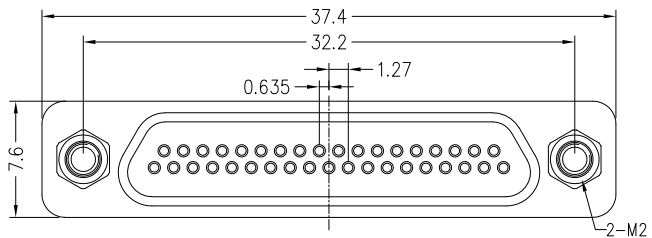
Electrical
 Current Rating: 3.0A AC(rms)/DC
 Voltage Rating: 500V AC(rms)/DC
 Contact Resistance: 10 mΩ Max
 Insulation Resistance: 5000 MΩ MIN
 Withstanding Voltage: 800V AC r.m.s
 Temperature Range-Operating: -55°C~+125°C

Mechanical

Durability: 500 Cycles
 Vibration: Frequency 10~2000Hz, Acceleration 196m/s²,
 Shock: Peak Acceleration 735m/s² 11ms.

Material and Plating

Housing: High-temperature plastic Natural(UL94V-0)
 Contact Pin: Copper Alloy/Gold Plated
 Shell: Aluminium alloy/Nickel Plated
 Seal Pad: Silicone Rubber RED
 Nut: Stainless steel



Ordering Information

FMD0 03 - F 037 S D XX - X X
 1 2 3 4 5 6 7 8 9

1	Category FMD0-Micro-D Connector	2	Distinction No. 03	3	Gender F-Female	4	Circuits 37	5	Entry Angle S-180° Vertical
6	Assembly Layout D-DIP	7	Color-Resin NA-Natural	8	Type 0-Standard	9	H 0-H=5.7		

<p>THIRD ANGLE PROJECTION</p>	GENERAL TOLERANCES (UNLESS SPECIFIED)		APPROVE BY LEO	DATE 17/AUG/23	PART NO. FMD003-F037SDXX-XX	ITEM NO. FMD003	<p>Building Technology Cornerstone</p>	
	X.X ±0.30	X.X' ±5'	CHECKED BY GISELLE	DATE 17/AUG/23	TITLE Micro-D Connector Pitch 1.27mm Female(DIP)			REV 0
	DESIGN UNITS METRIC(mm)	X.XX ±0.20	X.XX' ±2'	DRAWN BY HUANG	DATE 17/AUG/23	THIS DRAWING CONTAINS INFORMATION THAT IS PROPRIETARY TO TXGA INDUSTRIAL ELECTRONICS(S.Z)CO.,LTD AND SHOULD NOT BE USED WITHOUT WRITTEN PERMISSION		SHEET NO. 1/1
	SCALE NTS	SIZE A4	X.XX ±0.15	X.XX' ±1'				
X.XXX ±0.10		X.XXX' ±0.5'						