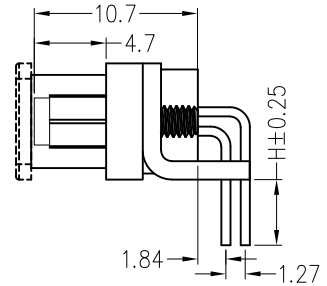
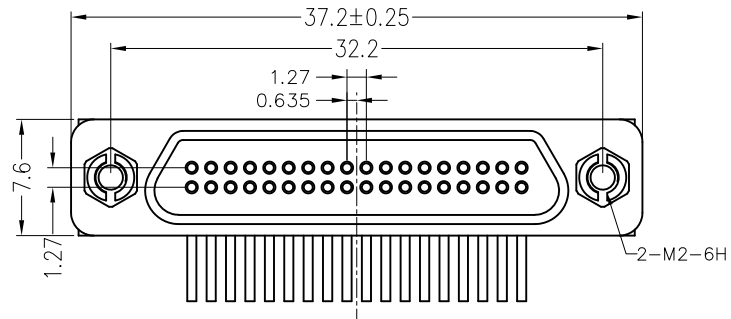


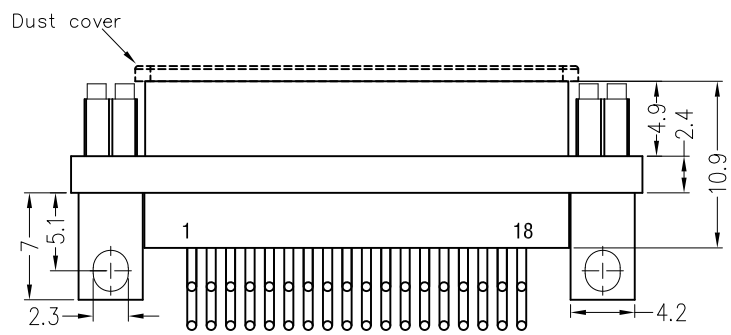
REV	LOCATIONS	DESCRIPTION	DATE	REVISER	APPD



**SPECIFICATIONS**

**Electrical**  
 Current Rating: 3.0A AC(rms)/DC  
 Voltage Rating: 500V AC(rms)/DC  
 Contact Resistance: 20 mΩ Max  
 Insulation Resistance: 5000 MΩ MIN  
 Withstanding Voltage: 800V AC r.m.s  
 Temperature Range-Operating: -55°C~+125°C

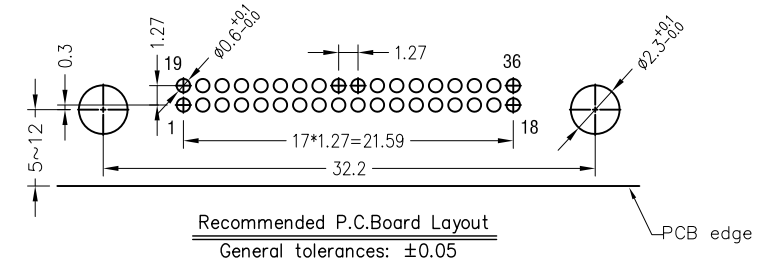
**Material and Plating**  
 Housing: High-temperature plastic (UL 94V-0)  
 Contact Pin: Copper Alloy/Gold Plated  
 Shell: Aluminium alloy/Nickel Plated



**Ordering Information**

FMD0 05 — F 036 B D XX — 0 X  
 1 2 3 4 5 6 7 8 9

1	Category FMD0-Micro-D Connector	2	Distinction No. 05	3	Gender F-Female	4	Circuits 36	5	Entry Angle B-90° Angle
6	Assembly Layout D-DIP	7	Color-Resin RD-Red	8	Type 0-Standard	9	H 0-H=4.3		



 THIRD ANGLE PROJECTION	GENERAL TOLERANCES (UNLESS SPECIFIED)		APPROVE BY LEO	DATE 08/MAY/25	PART NO. FMD005-F036BDXX-XX	ITEM NO. FMD005	 Building Technology Cornerstone	
	X.X ±0.30	X.X' ±5'	CHECKED BY GISELLE	DATE 08/MAY/25	TITLE Micro-D Connector Pitch 1.27mm Female(DIP)			REV 0
	DESIGN UNITS METRIC(mm)	X.XX ±0.20	X.XX' ±2'	DRAWN BY HUANG	DATE 08/MAY/25	THIS DRAWING CONTAINS INFORMATION THAT IS PROPRIETARY TO TXGA INDUSTRIAL ELECTRONICS(S.Z)CO.,LTD AND SHOULD NOT BE USED WITHOUT WRITTEN PERMISSION		SHEET NO. 1/1
	SCALE 5:1	SIZE A4	X.XX ±0.15	X.XX' ±1'				
		X.XXX ±0.10	X.XXX' ±0.5'					