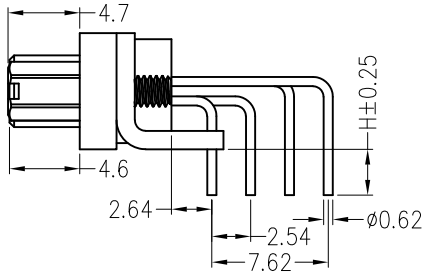
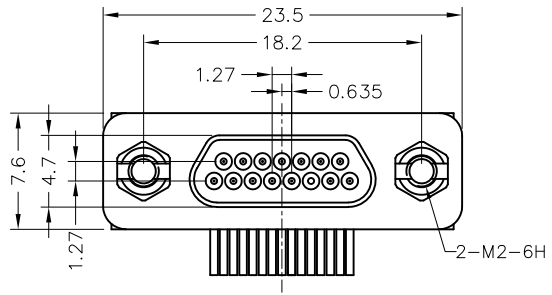


REV	LOCATIONS	DESCRIPTION	DATE	REVISER	APPD



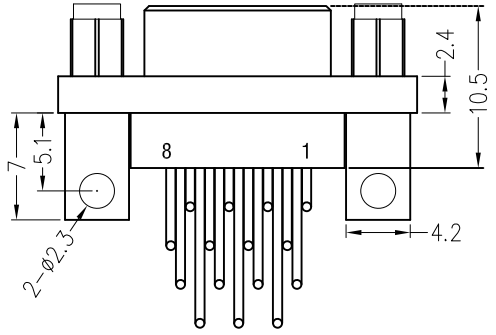
SPECIFICATIONS

Electrical

Current Rating: 3.0A AC(rms)/DC
Voltage Rating: 500V AC(rms)/DC
Contact Resistance: 10 mΩ Max
Insulation Resistance: 5000 MΩ MIN
Withstanding Voltage: 800V AC r.m.s
Temperature Range-Operating: -55°C~+125°C

Material and Plating

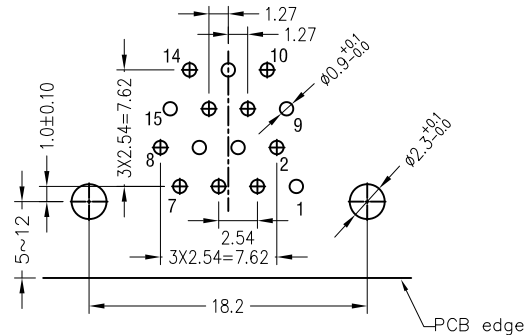
Housing: High-temperature plastic (UL 94V-0)
Contact Pin: Copper Alloy/Gold Plated
Shell: Aluminium alloy/Nickel Plated



Ordering Information

FMD0 06 — M 015 B D XX — 0 X
1 2 3 4 5 6 7 8 9

1	Category FMD0-Micro-D Connector	2	Distinction No. 06	3	Gender M-Male	4	Circuits 15	5	Entry Angle B-90° Angle
6	Assembly Layout D-DIP	7	Color-Resin BU-Blue	8	Type 0-Standard	9	H 0-H=3		



Recommended P.C.Board Layout
General tolerances: ±0.05

<p>THIRD ANGLE PROJECTION</p>	GENERAL TOLERANCES (UNLESS SPECIFIED)		APPROVE BY LEO	DATE 22/MAY/25	PART NO. FMD006-M015BDXX-XX	ITEM NO. FMD006	<p>Building Technology Cornerstone</p>
	X.X ±0.30	X.X' ±5'	CHECKED BY GISELLE	DATE 22/MAY/25	TITLE Micro-D Connector Pitch 1.27mm Male(DIP)		
	X.XX ±0.15	X.XX' ±1'	DRAWN BY HUANG	DATE 22/MAY/25	THIS DRAWING CONTAINS INFORMATION THAT IS PROPRIETARY TO TXGA INDUSTRIAL ELECTRONICS(S.Z)CO.,LTD AND SHOULD NOT BE USED WITHOUT WRITTEN PERMISSION		SHEET NO. 1/1
	X.XXX ±0.10	X.XXX' ±0.5'					