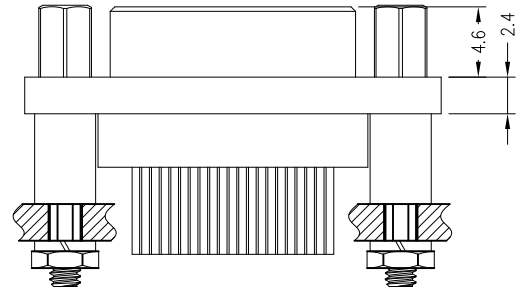
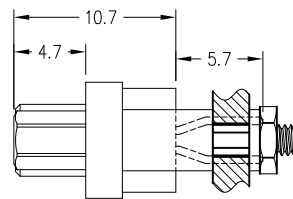
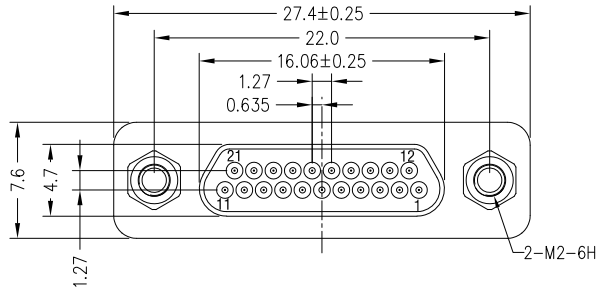


REV	LOCATIONS	DESCRIPTION	DATE	REVISER	APPD

SPECIFICATIONS

Electrical
 Current Rating: 3.0A AC(rms)/DC
 Voltage Rating: 500V AC(rms)/DC
 Contact Resistance: 10 mΩ Max
 Insulation Resistance: 5000 MΩ MIN
 Withstanding Voltage: 800V AC r.m.s
 Temperature Range-Operating: -55°C~+125°C

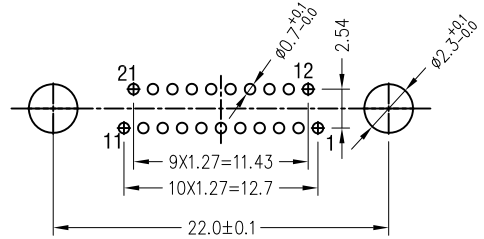
Material and Plating
 Housing: High-temperature plastic (UL 94V-0)
 Contact Pin: Copper Alloy/Gold Plated
 Shell: Aluminium alloy/Nickel Plated



Ordering Information

FMD0 09 — M 021 S D BU — S 0
 1 2 3 4 5 6 7 8

1	Category FMD0-Micro-D Connector	2	Distinction No. 09	3	Gender M-Male	4	Circuits 21
5	Entry Angle S-180° Vertical	6	Assembly Layout D-DIP	7	Color-Resin BU-Blue	8	Type S-Standard



Recommended P.C.Board Layout
 General tolerances: ±0.05

 THIRD ANGLE PROJECTION	GENERAL TOLERANCES (UNLESS SPECIFIED)		APPROVE BY LEO	DATE 12/SEP/24	PART NO. FMD009-M021SDBU-S0	ITEM NO. FMD009	 Building Technology Cornerstone	
	X. ±0.30	X.' ±5'	CHECKED BY GISELLE	DATE 12/SEP/24	TITLE Micro-D Connector Pitch 1.27mm Male(DIP)			REV 0
	DESIGN UNITS METRIC(mm)	X.X ±0.20	X.X' ±2'	DRAWN BY HUANG	DATE 12/SEP/24	THIS DRAWING CONTAINS INFORMATION THAT IS PROPRIETARY TO TXGA INDUSTRIAL ELECTRONICS(S.Z)CO.,LTD AND SHOULD NOT BE USED WITHOUT WRITTEN PERMISSION		SHEET NO. 1/1
	SCALE 5:1	SIZE A4	X.XX ±0.15	X.XX' ±1'	X.XXX ±0.10	X.XXX' ±0.5'		