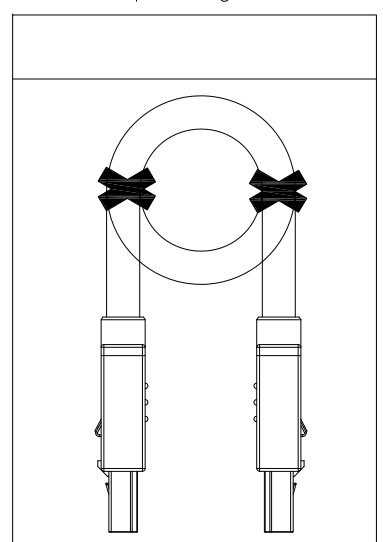

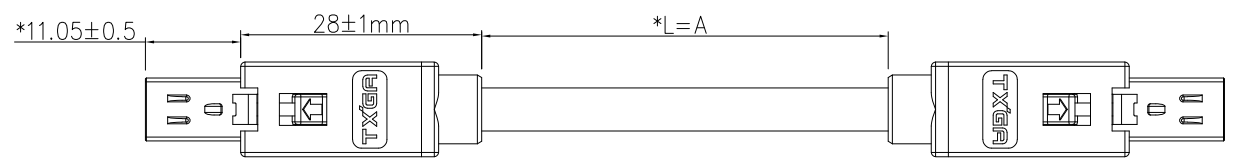


REV	LOCATIONS	DESCRIPTION	DATE	REVISER	APPD
0		New Release	30/Nov/24		FRANK



P1	P2	Colour
1	1	WH/OG
2	2	OG
3	3	WH/GN
6	6	GN

Length "A"	500 to 1000	1001 to 5000	5001 to 20000
Tolerance (mm)	±15	±20	±30

Ordering Information

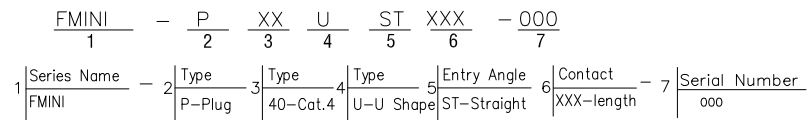


TABLE 1

CABLE LENGTH (XXX)	005	010	015	020	025	030	035	040	045	050	200
L(M)	0.5M	1M	1.5M	2M	2.5M	3M	3.5M	4M	4.5M	5M	20M

ELECTRICAL	
1. SHORT-CIRCUIT AND CONTINUITY TEST AT:DC 500V/0.1S	
2. Conduction Impedance: 3Ω (Max)	
3. Insulation Resistance: 10MΩ(Min)	
PACKING SPECIFICATION	
1.1pcs/Bundle,2PCS/Bag	
2. "*" as the key size control	
NOTES	
1.This product must meet UL486A-1991mechanical performance	
2.This product must meet 2011/65/EU ROHS compliance	

THIRD ANGLE PROJECTION	GENERAL TOLERANCES (UNLESS SPECIFIED)		DATE	APPROVE BY	PART NO.	ITEM NO.	 Building Technology Cornerstone
	X.±.012(0.30)	X.±5'	FRANK	30/Nov/24	FMINI-P40USTXXX-000	FMINI	
DESIGN UNITS Metric	X.X±.008(0.20)	.X'±2'	CHECKED BY	DATE	TITLE		THIS DRAWING CONTAINS INFORMATION THAT IS PROPRIETARY TO TXGA INDUSTRIAL ELECTRONICS(S,Z)CO.,LTD AND SHOULD NOT BE USED WITHOUT WRITTEN PERMISSION
SCALE NT	X.XX±.006(0.15)	.XX±1'	CHERRY	30/Nov/24	MINI 10 U-shape plug double ended		
SIZE A4	X.XXX±.004(0.10)	.XXX'±0.5'	DRAWN BY	DATE	REV 0		SHEET NO. 1/1
			DANIEL	30/Nov/24			