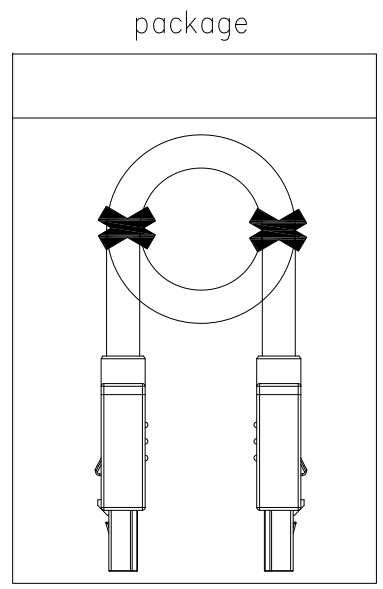
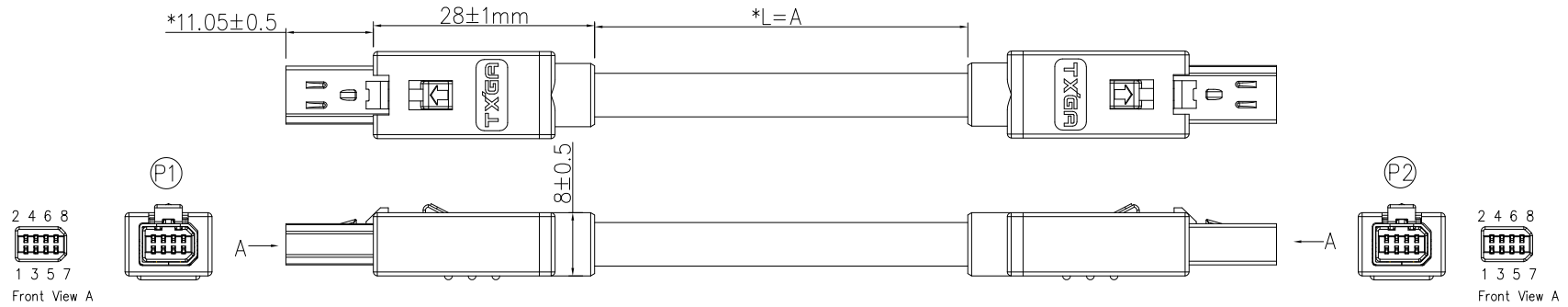


REV	LOCATIONS	DESCRIPTION	DATE	REVISER	APPD
0		New Release	30/MAY		FRANK



WIRING CHART		
P1	P2	Colour
1	1	WH/OG
2	2	OG
3	3	WH/GN
4	4	BU
5	5	WH/BU
6	6	GN
7	7	WH/BN
8	8	BN
Shell	Shell	All braid

Dimensions (mm)(See Table1)			
Length "A"	500 to 1000	1001 to 5000	5001 to 20000
Tolerance (mm)	±15	±20	±30

Ordering Information

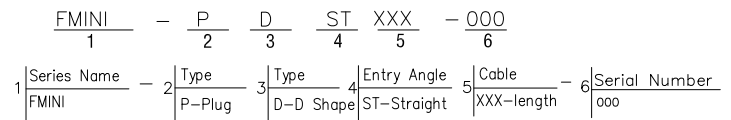


TABLE 1

CABLE LENGTH (XXX)	005	010	015	020	025	030	035	040	045	050	.....	200
L(M)	0.5M	1M	1.5M	2M	2.5M	3M	3.5M	4M	4.5M	5M	.....	20M

ELECTRICAL	
1.	SHORT-CIRCUIT AND CONTINUITY TEST AT:DC 500V/0.1S
2.	Conduction Impedance: 3Ω (Max)
3.	Insulation Resistance: 10MΩ(Min)
PACKING SPECIFICATION	
1.	1.pcs/Bundle,2PCS/Bag
2.	"*"as the key size control
NOTES	
1.	This product must meet UL486A-1991mechanical performance
2.	This product must meet 2011/65/EU ROHS compliance

<p>THIRD ANGLE PROJECTION</p>	GENERAL TOLERANCES (UNLESS SPECIFIED)		DATE	APPROVE BY	PART NO.	ITEM NO.	<p>Building Technology Cornerstone</p>
	X.±.012(0.30)	X.±5'	FRANK	30/MAY/24	FMINI-PDSTXXX-000	FMINI	
	X.X±.008(0.20)	.X'±2'	CHECKED BY	DATE	TITLE		
DESIGN UNITS Metric	X.XX±.006(0.15)	.XX±1'	CHERRY	30/MAY/24	MINI IO D-shape plug double ended		REV 0
SCALE NT	X.XXX±.004(0.10)	.XXX±0.5'	DRAWN BY DANIEL	DATE	THIS DRAWING CONTAINS INFORMATION THAT IS PROPRIETARY TO TXGA INDUSTRIAL ELECTRONICS(S,Z)CO.,LTD AND SHOULD NOT BE USED WITHOUT WRITTEN PERMISSION		SHEET NO. 1/1
SIZE A4				30/MAY/24			