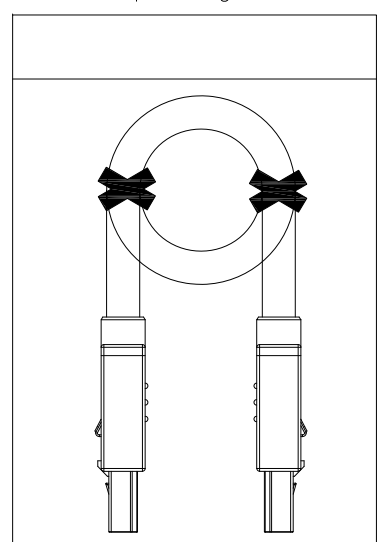

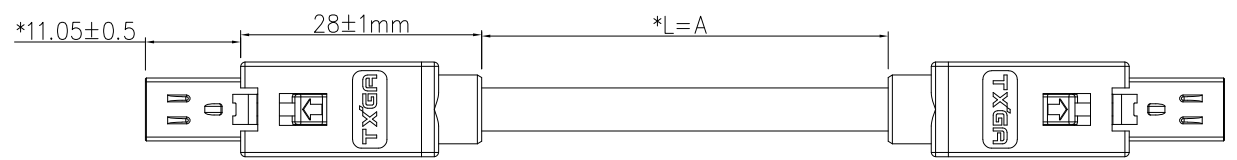


REV	LOCATIONS	DESCRIPTION	DATE	REVISER	APPD
0		New Release	30/MAY		FRANK



P1	P2	Colour
1	1	WH/OG
2	2	OG
3	3	WH/GN
4	4	BU
5	5	WH/BU
6	6	GN
7	7	WH/BN
8	8	BN
Shell	Shell	All braid

Length "A"	500 to 1000	1001 to 5000	5001 to 20000
Tolerance (mm)	±15	±20	±30

Ordering Information

$\frac{\text{FMINI}}{1}$ - $\frac{\text{P}}{2}$ $\frac{\text{U}}{3}$ $\frac{\text{ST}}{4}$ $\frac{\text{XXX}}{5}$ - $\frac{\text{000}}{6}$

$\frac{1}{\text{Series Name}}$ - $\frac{2}{\text{Type}}$ $\frac{3}{\text{Type}}$ $\frac{4}{\text{Entry Angle}}$ $\frac{5}{\text{Contact}}$ - $\frac{6}{\text{Serial Number}}$
 FMINI - P-Plug U-U Shape ST-Straight XXX-length 000

TABLE 1

CABLE LENGTH (XXX)	005	010	015	020	025	030	035	040	045	050	200
L(M)	0.5M	1M	1.5M	2M	2.5M	3M	3.5M	4M	4.5M	5M	20M

ELECTRICAL
1. SHORT-CIRCUIT AND CONTINUITY TEST AT:DC 500V/0.1S
2. Conduction Impedance: 3Ω (Max)
3. Insulation Resistance: 10MΩ(Min)
PACKING SPECIFICATION
1.1pcs/Bundle,2PCS/Bag
2. "*" as the key size control
NOTES
1.This product must meet UL486A-1991mechanical performance
2.This product must meet 2011/65/EU ROHS compliance

 THIRD ANGLE PROJECTION	GENERAL TOLERANCES (UNLESS SPECIFIED)		DATE	APPROVE BY	PART NO.	ITEM NO.	 Building Technology Cornerstone
	X.±.012(0.30)	X.±5'	FRANK	30/MAY/24	FMINI-PUSTXXX-000	FMINI	
	X.X±.008(0.20)	.X'±2'	CHECKED BY	DATE	TITLE		
DESIGN UNITS Metric	X.XX±.006(0.15)	.XX±1'	CHERRY	30/MAY/24	MINI 10 U-shape plug double ended		REV 0
SCALE NT	SIZE A4	X.XXX±.004(0.10)	.XXX±0.5'	DRAWN BY DANIEL	DATE 30/MAY/24	THIS DRAWING CONTAINS INFORMATION THAT IS PROPRIETARY TO TXGA INDUSTRIAL ELECTRONICS(S,Z)CO.,LTD AND SHOULD NOT BE USED WITHOUT WRITTEN PERMISSION	