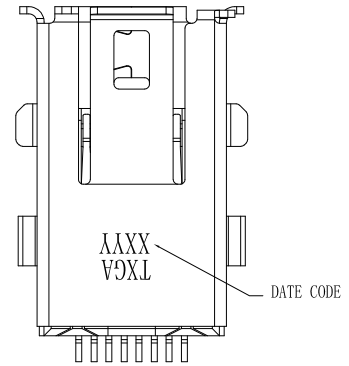
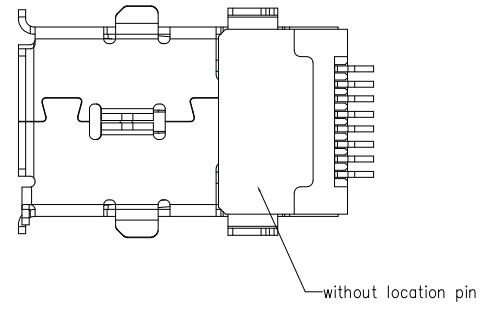
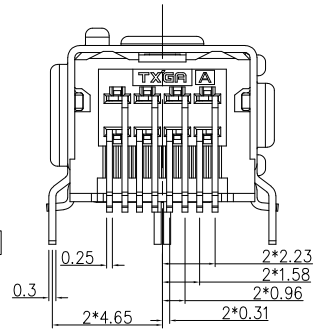
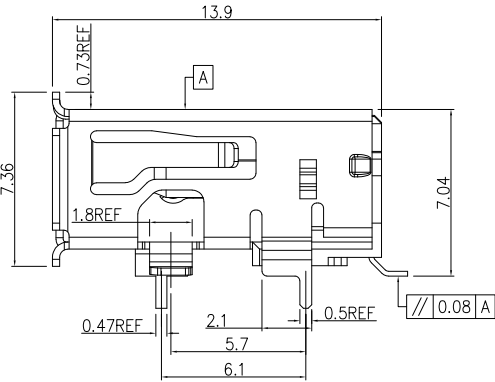
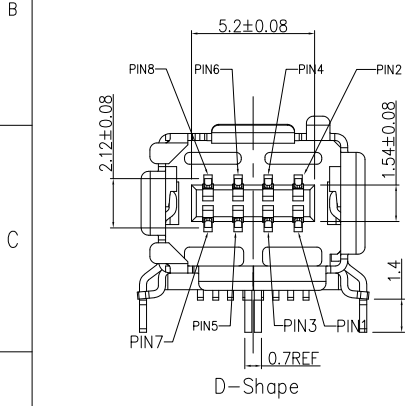
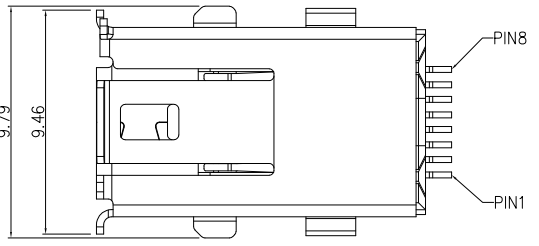
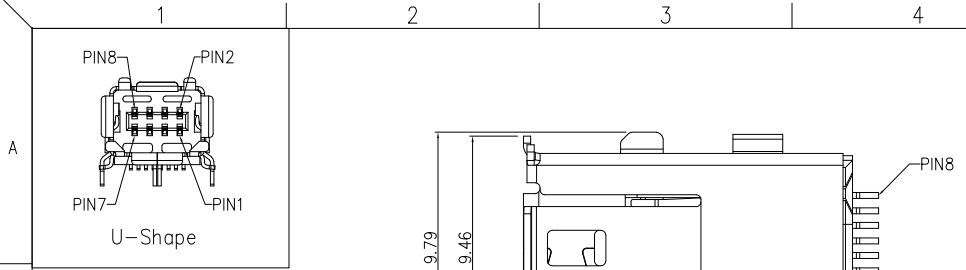
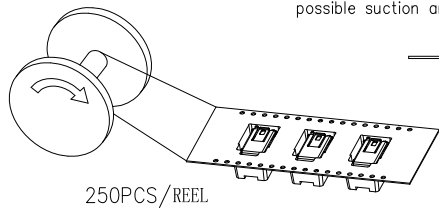
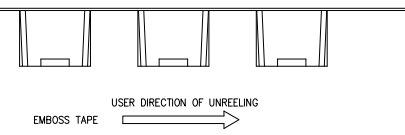
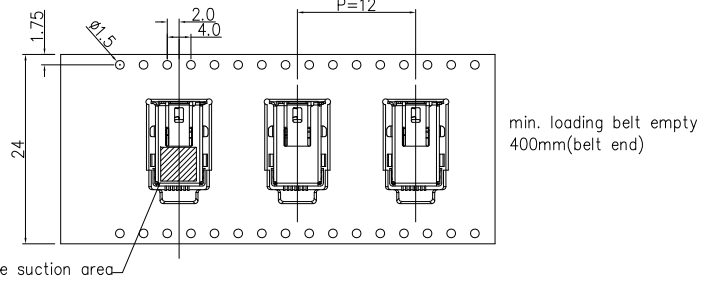
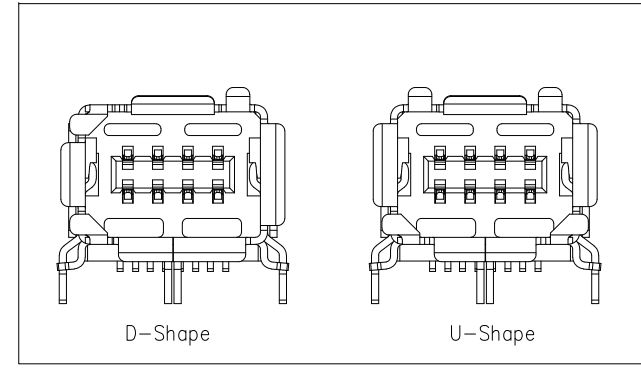


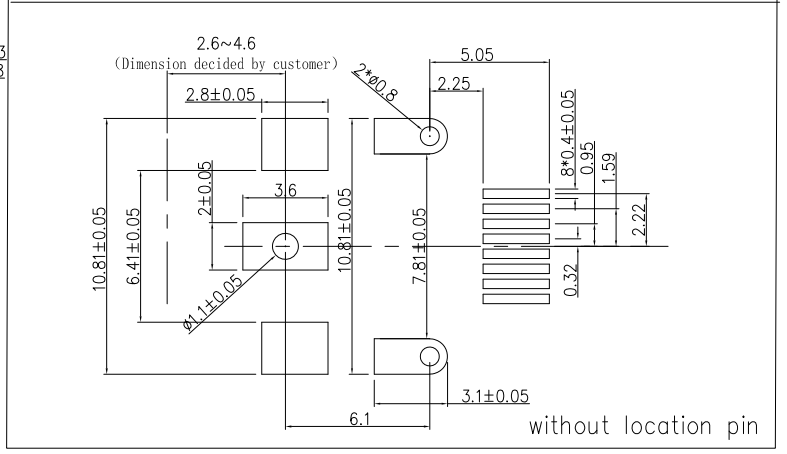
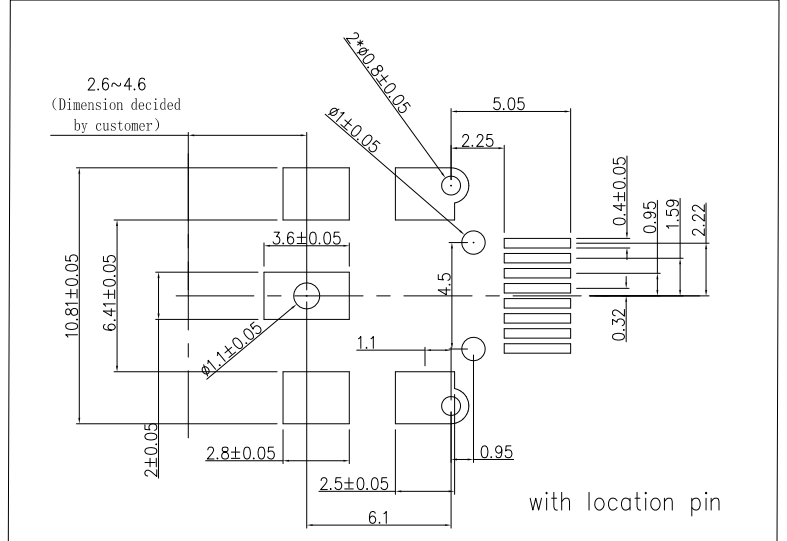
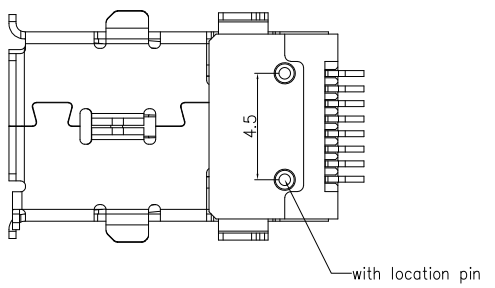
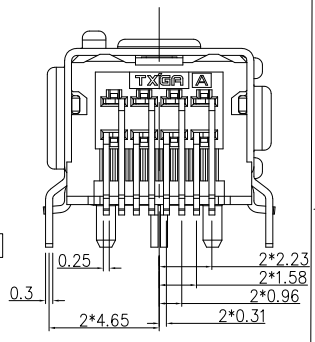
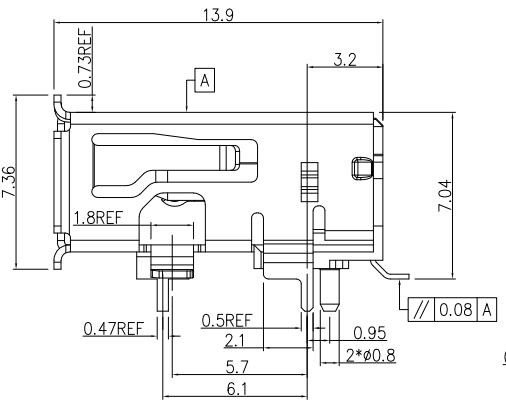
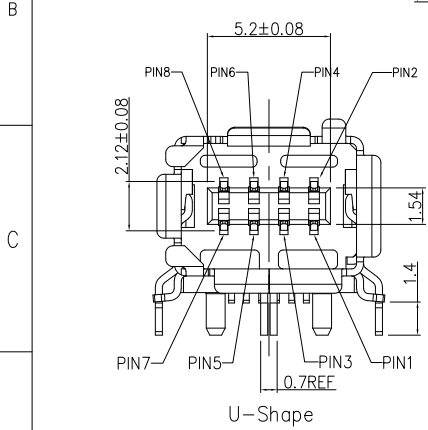
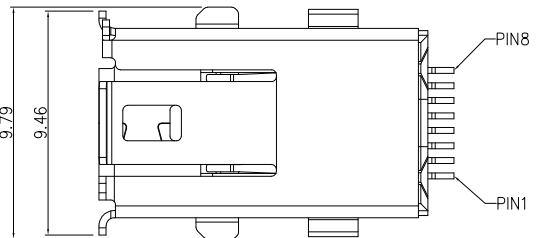
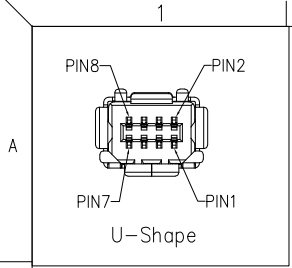
REV	LOCATIONS	DESCRIPTION	DATE	REVISER	APPD
0		New Release	4/JUNE		FRANK

Material
connector parts material Plating
inner contact bronze Gold
outer contact brass Sn
housing LCP
Flame proofing
Component category
overmold material conforms to UL94V-0
housing material conforms to UL94V-0
RoHS compliant
Standards According to the standard IEC 61076-3-122



 THIRD ANGLE PROJECTION DESIGN UNITS Metric SCALE 4:1 SIZE A4	GENERAL TOLERANCES (UNLESS SPECIFIED)		DATE	APPROVE BY	PART NO.	ITEM NO.	 Building Technology Cornerstone REV 0 SHEET NO. 1/2
	X.±.012(0.30)	X.±5'	FRANK	4/JUNE/24	FMINI-SXRAX1XX-000	FMINI	
	X.X±.008(0.20)	.X'±2'	CHECKED BY	DATE	TITLE		
	X.XX±.006(0.15)	.XX±1'	CHERRY	4/JUNE/24	MINI 1/0 D/U Shape Socket RA SMT		
X.XXX±.004(0.10)	.XXX±0.5'	DRAWN BY	DATE	THIS DRAWING CONTAINS INFORMATION THAT IS PROPRIETARY TO TXGA INDUSTRIAL ELECTRONICS(S.Z)CO.,LTD AND SHOULD NOT BE USED WITHOUT WRITTEN PERMISSION			
		DANIEL	4/JUNE/24				

REV	LOCATIONS	DESCRIPTION	DATE	REVISER	APPD
0		New Release	4/JUNE		FRANK



REFERENCE PCB DIMENSIONS

Ordering Information

1	Series Name	2	Type	3	Type	4	Entry Angle	5	housing
1	FMINI	2	S- Socket	3	D- D shape U- U shape	4	RA- Right angle	5	0- without location pin 1- with location pin
6	Contact	7	thickness of Plating	8	Serial Number				
6	1- EP AU	7	15-15u" 20-20u"	8	000				

THIRD ANGLE PROJECTION	
DESIGN UNITS	Metric
SCALE	SIZE
4:1	A4

GENERAL TOLERANCES (UNLESS SPECIFIED)	
X.±0.12(0.30)	X.±5°
X.X±.008(0.20)	.X'±2°
X.XX±.006(0.15)	.XX±1°
X.XXX±.004(0.10)	.XXX±0.5°

DATE	APPROVE BY
FRANK	4/JUNE/24
CHECKED BY	DATE
CHERRY	4/JUNE/24
DRAWN BY	DATE
DANIEL	4/JUNE/24

PART NO.	ITEM NO.
FMINI-SXRAX1XX-000	FMINI
TITLE	
MINI 1/0 D/U Shape Socket RA SMT	

TXGA
Building Technology Cornerstone

REV 0 SHEET NO. 2/2

THIS DRAWING CONTAINS INFORMATION THAT IS PROPRIETARY TO TXGA INDUSTRIAL ELECTRONICS(S.Z)CO.,LTD AND SHOULD NOT BE USED WITHOUT WRITTEN PERMISSION