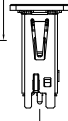
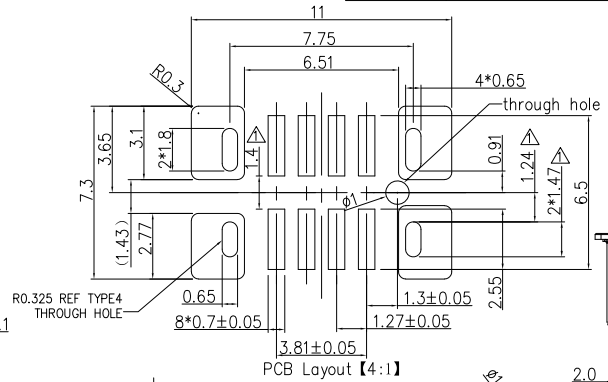
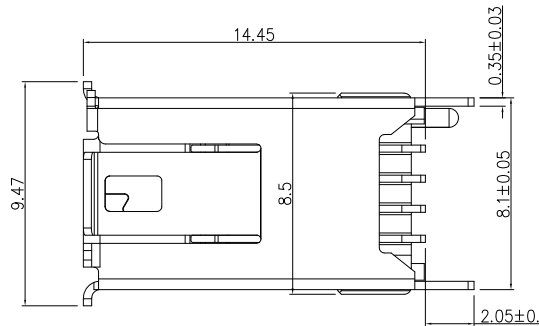
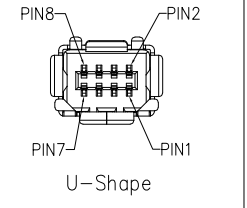
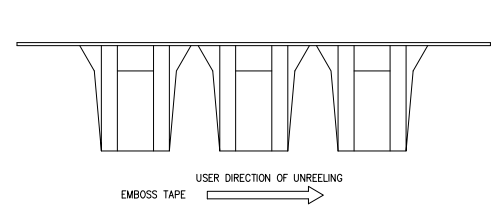
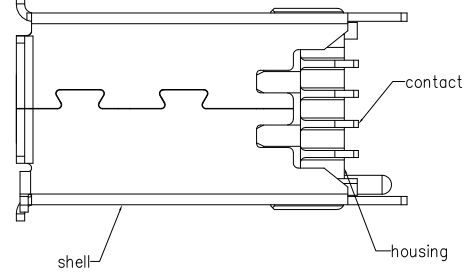
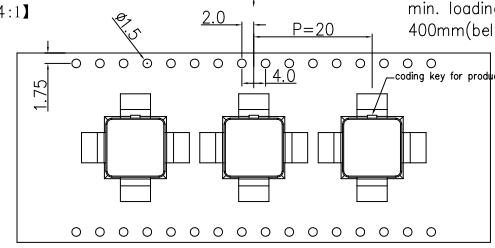
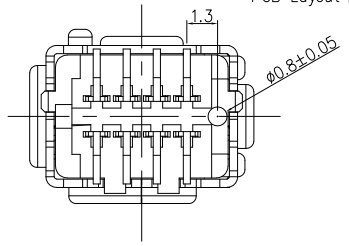
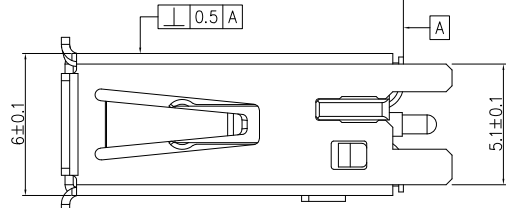
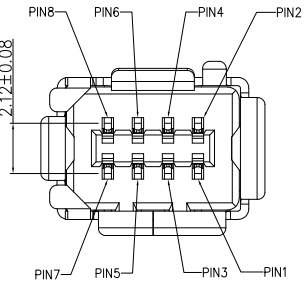


REV	LOCATIONS	DESCRIPTION	DATE	REVISER	APPD
0		New Release	4/JUNE/24	DANIEL	FRANK
1	图示位置	图纸优化	21/Feb/25	DANIEL	FRANK

Material
connector parts material
inner contact bronze
outer contact brass
housing LCP
Flame proofing
Component category
overmold material conforms to UL94V-0
housing material conforms to UL94V-0
RoHS compliant
Standards According the standard IEC 61076-3-122

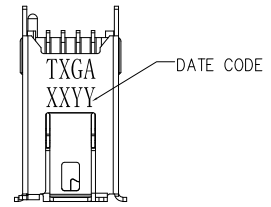
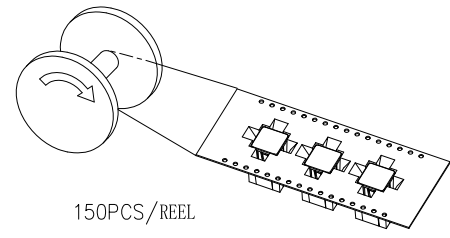


min. loading belt empty
400mm(belt end)



Ordering Information

FMINI	-	S	X	ST	X	XX	-	000
1		2	3	4	5	6		7
1	Series Name	2	Type	3	Type	4	Entry Angle	
	FMINI		S-Socket		D-D shape U-U shape		ST-Straight	
5	Contact	6	thickness of Plating	7	Serial Number			
	1-EP AU		15-15u" 20-20u"		000			



 THIRD ANGLE PROJECTION DESIGN UNITS Metric SCALE 4:1 SIZE A4	GENERAL TOLERANCES (UNLESS SPECIFIED)		DATE	APPROVE BY	PART NO.	ITEM NO.	 Building Technology Cornerstone REV 1 SHEET NO. 1/1 THIS DRAWING CONTAINS INFORMATION THAT IS PROPRIETARY TO TXGA INDUSTRIAL ELECTRONICS(S.Z)CO.,LTD AND SHOULD NOT BE USED WITHOUT WRITTEN PERMISSION
	X.±.012(0.30)	X.±5°	FRANK	4/JUNE/24	FMINI-SXST1XX-000	FMINI	
	X.X±.008(0.20)	.X±2°	CHECKED BY	DATE	TITLE		
	X.XX±.006(0.15)	.XX±1°	CHERRY	4/JUNE/24	MINI 1/0 D/U Shape Socket Straight SMT		
	X.XXX±.004(0.10)	.XXX±0.5°	DRAWN BY	DATE			
			DANIEL	4/JUNE/24			