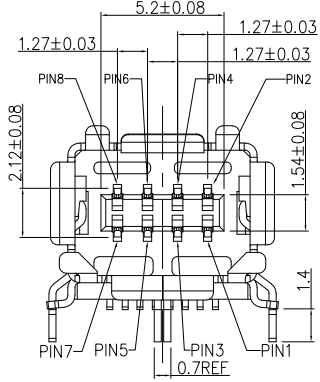
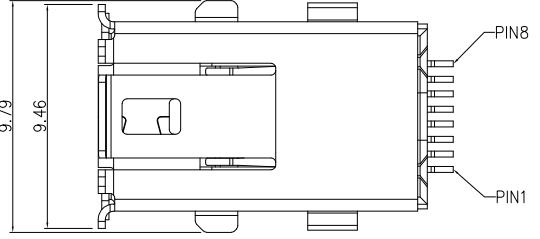
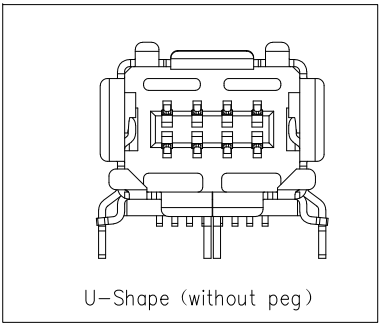
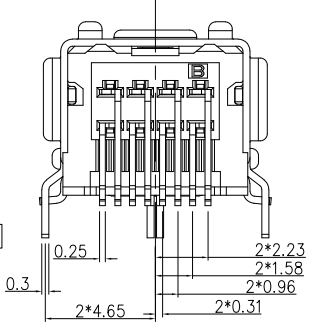
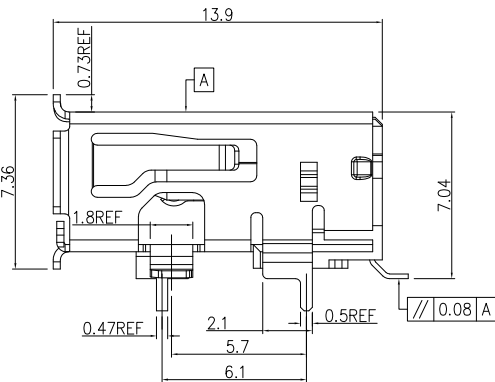


REV	LOCATIONS	DESCRIPTION	DATE	REVISER	APPD
0		New Release	4/JUNE	LAM	FRANK

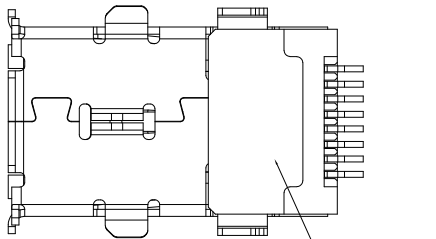
Material  
connector parts material Plating  
inner contact bronze Gold  
outer contact brass Sn  
housing LCP  
Flame proofing  
Component category  
overmold material conforms to UL94V-0  
housing material conforms to UL94V-0  
RoHS compliant  
Standards  
According the standard IEC 61076-3-122



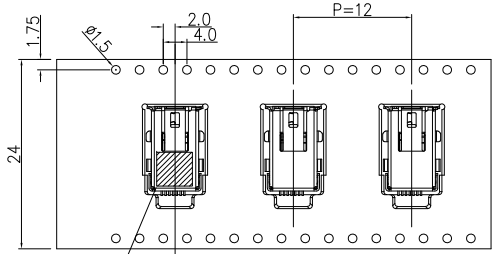
U-Shape



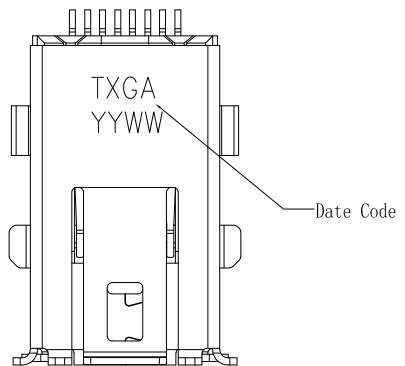
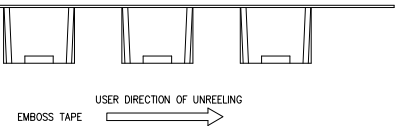
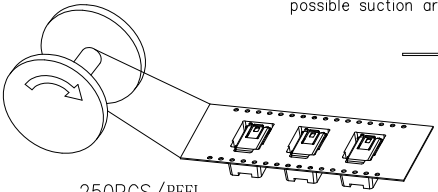
U-Shape (without peg)



without peg



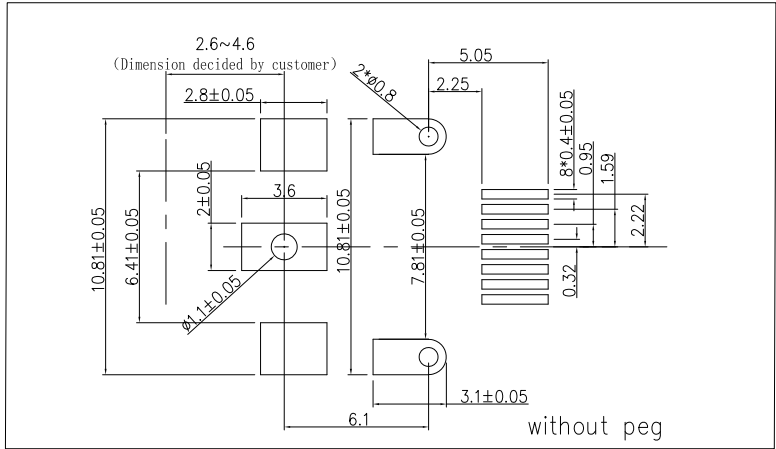
possible suction area



Date Code

 THIRD ANGLE PROJECTION  DESIGN UNITS Metric  SCALE 4:1 SIZE A4	GENERAL TOLERANCES (UNLESS SPECIFIED)		DATE FRANK	APPROVE BY 4/JUNE/24	PART NO. FMNTU03-F08BS716NM00	ITEM NO. FMINI	 Building Technology Cornerstone
	X.±0.30	X.±5°	CHECKED BY CHERRY	DATE 4/JUNE/24	TITLE MINI I/O U Shape Socket RA SMT(without peg)		
	X.XX±0.20	.X'±2°	DRAWN BY LAM	DATE 4/JUNE/24	THIS DRAWING CONTAINS INFORMATION THAT IS PROPRIETARY TO TXGA INDUSTRIAL ELECTRONICS(S.Z)CO.,LTD AND SHOULD NOT BE USED WITHOUT WRITTEN PERMISSION		SHEET NO. 1/2
	X.XX±0.15	.XX±1°					
X.XXX±0.10	.XXX±0.5°						

REV	LOCATIONS	DESCRIPTION	DATE	REVISER	APPD
0		New Release	4/JUNE	LAM	FRANK



REFERENCE PCB DIMENSIONS

Ordering Information

FMNTU03 - F 08 B S 7 16 N M 00  
 1 2 3 4 5 6 7 8 9

1 | Series Name | 2 | Gender | 3 | Circuits | 4 | Orientation | 5 | Mounting Style  
 FMNTU03 | F-Female | 08-8Circuits | B-Right angle(90°) | S-SMT

6 | Contact plating | 7 | Contact plating thickness | 8 | Peg | 9 | Packaging  
 7-Gold on contact,matte tin on tail | 16-0.5µm | N-Without peg | M-Reel

 THIRD ANGLE PROJECTION	GENERAL TOLERANCES (UNLESS SPECIFIED)		DATE FRANK	APPROVE BY 4/JUNE/24	PART NO. FMNTU03-F08BS716NM00	ITEM NO. FMINI	 Building Technology Cornerstone	
	X.±0.30	X.±5°	CHECKED BY CHERRY	DATE 4/JUNE/24	TITLE MINI I/O U Shape Socket RA SMT(without peg)			REV 0
	SCALE 4:1	SIZE A4	X.XX±0.15 X.XXX±0.10	.XX±1° .XXX±0.5°	DRAWN BY LAM	DATE 4/JUNE/24	THIS DRAWING CONTAINS INFORMATION THAT IS PROPRIETARY TO TXGA INDUSTRIAL ELECTRONICS(S,Z)CO.,LTD AND SHOULD NOT BE USED WITHOUT WRITTEN PERMISSION	