

1 2 3 4 5 6 7 8

| REV | LOCATIONS | DESCRIPTION | DATE | REVISER | APPD |
|-----|-----------|-------------|------|---------|------|
| | | | | | |

SPECIFICATIONS

Electrical

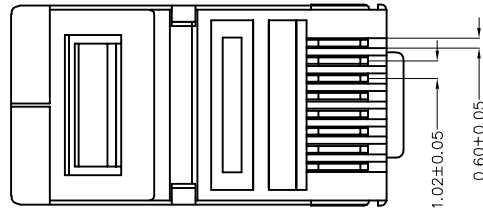
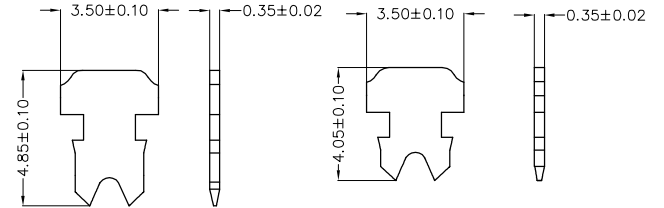
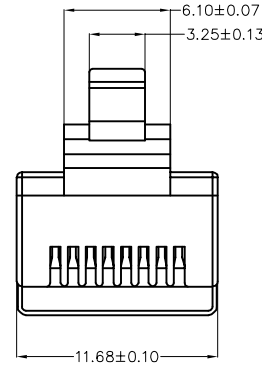
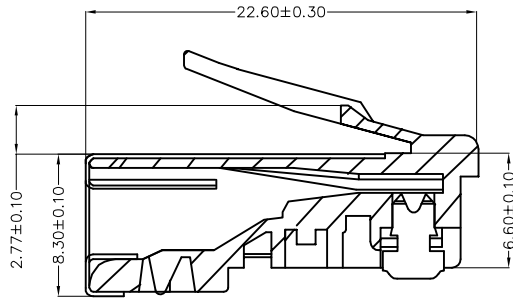
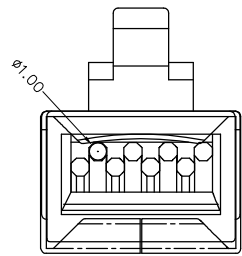
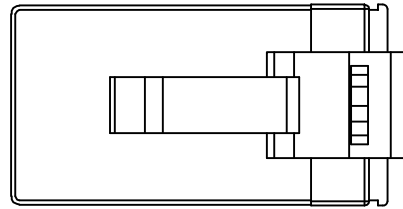
Current Rating: 2A AC(rms)/DC
 Voltage Rating: 250V AC(rms)/DC
 Contact Resistance: 30 mΩ Max
 Insulation Resistance: 500 MΩ MIN
 Withstanding Voltage: 500V AC r.m.s
 Temperature Range-Operating: -40°C ~ +80°C

Mechanical

Durability: 500 cycles Min.

Material and Plating

Housing: PC (UL94V-0)
 Contact: Copper alloy/ Gold plated / Gold on contact,
 bright tin on tail
 Shell: Copper Alloy/Nickel Plated



Ordering Information

FMP 15 — X XX B
 1 2 3 4 5

| | | | | |
|--------------------------------|-------------------------|--|---|----------------------|
| 1 Category FMP-Modular Plug | 2 Distinction No. 15 | 3 Plating 1-Gold Plated 3-Gold on contact, bright tin on tail | 4 Thickness of Plating 00-Gold flash 01-1μ' Custom plate available | 6 Packaging B-Bag |
|--------------------------------|-------------------------|--|---|----------------------|

| | | | | | | | | |
|-------------------------------|---------------------------------------|------------|----------------------|-------------------|----------------------------|--|---------------------------|-------|
| <p>THIRD ANGLE PROJECTION</p> | GENERAL TOLERANCES (UNLESS SPECIFIED) | | APPROVE BY FRANK | DATE 31/MAY/22 | PART NO. FMP15-XXXB | ITEM NO. FMP15 | <p>Leader Of Industry</p> | |
| | X. ±0.30 | X.* ±5' | CHECKED BY CHERRY | DATE 31/MAY/22 | TITLE 8P8C MODULAR PLUG | | | REV 0 |
| | DESIGN UNITS Metric | X.X ±0.20 | X.X* ±2' | DRAWN BY MATT | DATE 31/MAY/22 | THIS DRAWING CONTAINS INFORMATION THAT IS PROPRIETARY TO TXGA INDUSTRIAL ELECTRONICS(S.Z)CO.,LTD AND SHOULD NOT BE USED WITHOUT WRITTEN PERMISSION | | |
| | SCALE 5:1 | SIZE A4 | X.XX ±0.15 | X.XX* ±1' | X.XXX ±0.10 | X.XXX* ±0.5' | | |

1 2 3 4 5 6 7 8