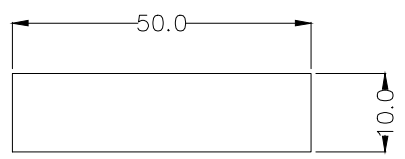
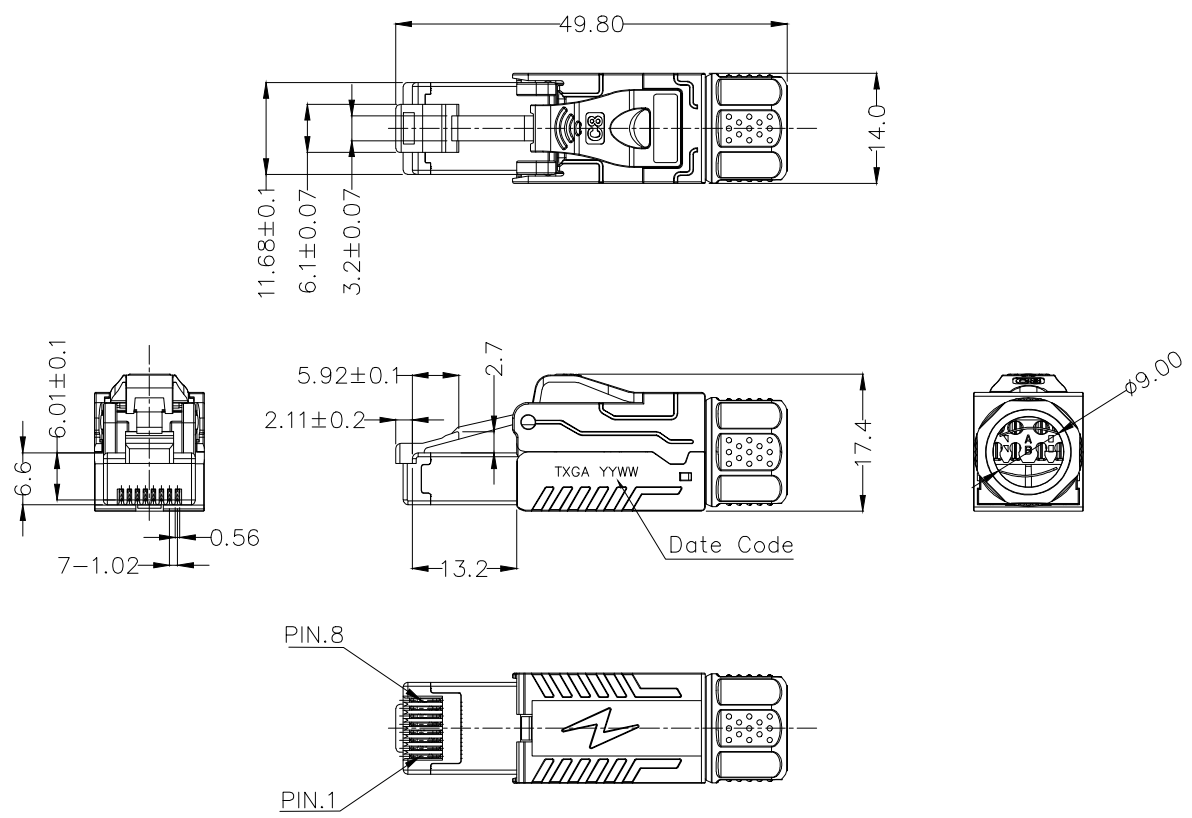


REV	LOCATIONS	DESCRIPTION	DATE	REVISER	APPD

SPECIFICATION
Electrical Performance
 Current Rating: 1.5A AC(rms)/DC
 Voltage Rating: 125V AC(rms)/DC
 Contact Resistance: 20mΩ Max
 Insulation Resistance: 500MΩ MIN
 Withstanding Voltage: 1000V AC r.m.s
 Temperature Range—Operating: -10°C~+60°C **Material and Plating**
 Housing: Zinc Alloy/Nickel plating
 Terminal: Phosphor Bronze/Selective gold plated on contact area and matte tin plated on tails area
 Contact bracket: PC, (UL 94V-0), White
 Cap for toolfree: PC, (UL 94V-0), White
 Cap Upper cover: Zinc Alloy/Nickel plating
 Cap Lower cover: PC, (UL 94V-0), Black
 IDC Cover: PC, (UL 94V-0), White
 Clamp: ABS, (UL 94V-0)/Nickel plating
 CAP: PC, (UL 94V-0), Transprant
 Copper foil tape
 Grounding contact block: Zinc Alloy/Nickel plating
 Corner connector accessory: Zinc Alloy/Nickel plating
 Nut: Zinc Alloy/Nickel plating
 Internal Terminal: Phosphor Bronze/With tin plated
 Copper foil tape
 Revolving shaft: Stainless steel
Performance:
 T568A&T568B Wiring
 Insertion force: 30N max
 Retention strength: 7.7kg between Jack and Plug
Life time:
 Jack: 750 cycles min
 IDC: Suitable for 23-26AWG stranded and solid wire, min 20-installation cycles



Copper foil tape

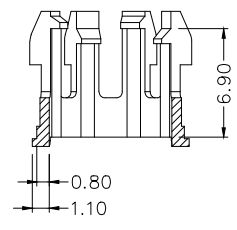
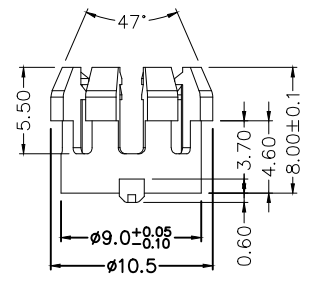
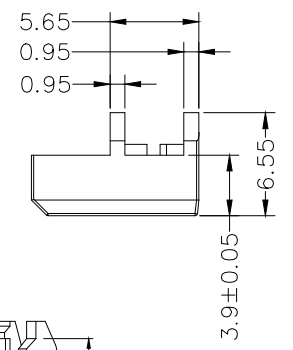
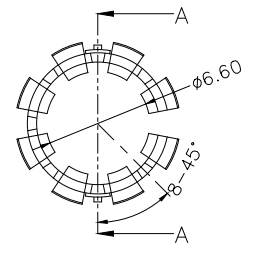
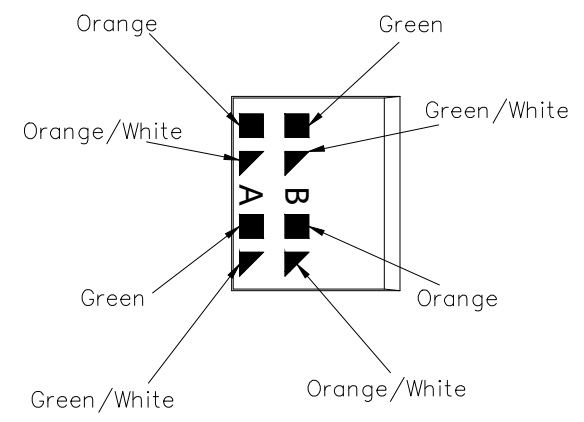
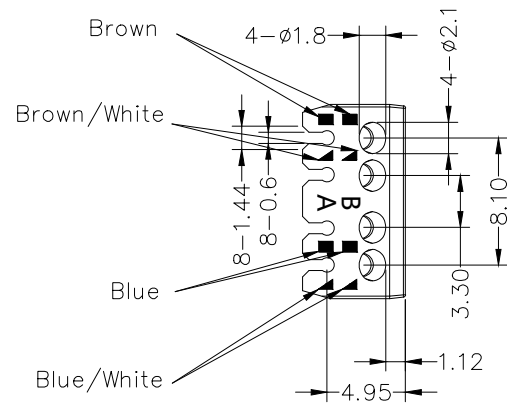
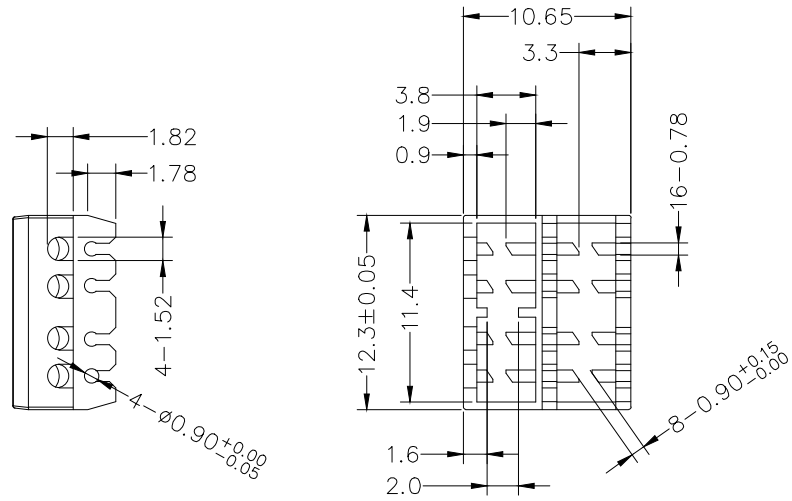
Ordering Information

FMP 21 - 7 XX B
 1 2 3 4 5

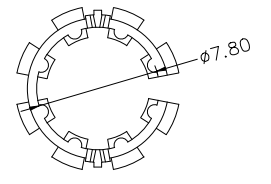
1	Category FMP-Modular Plug	2	Distinction No. 21	3	Plating 7-Selective gold plated on contact area and matte tin plated on tails area	4	thickness of Gold Plating 01-1u" 15-15u" 50-50u"	5	Packaging B-Bag
---	------------------------------	---	-----------------------	---	---	---	---	---	--------------------

 THIRD ANGLE PROJECTION	GENERAL TOLERANCES (UNLESS SPECIFIED)		APPROVE BY LEO	DATE 19/Sept/23	PART NO. FMP21-7XXB	ITEM NO. FMP21	 Building Technology Cornerstone
	X. ±0.30	X.* ±5°	CHECKED BY GISELLE	DATE 19/Sept/23	TITLE CAT8 8P8C Modular Plug (4 Assemblies)		
DESIGN UNITS METRIC(mm)	X.X ±0.20	X.X* ±2°	DRAWN BY Hejianpeng	DATE 19/Sept/23	THIS DRAWING CONTAINS INFORMATION THAT IS PROPRIETARY TO TXGA INDUSTRIAL ELECTRONICS(S,Z)CO.,LTD AND SHOULD NOT BE USED WITHOUT WRITTEN PERMISSION		
SCALE 5:1	SIZE A4	X.XX ±0.15	X.XX* ±1°				
		X.XXX ±0.10	X.XXX* ±0.5°				

REV	LOCATIONS	DESCRIPTION	DATE	REVISER	APPD



A-A Section



 THIRD ANGLE PROJECTION	GENERAL TOLERANCES (UNLESS SPECIFIED)		APPROVE BY LEO	DATE 19/Sept/23	PART NO. FMP21-7XXB	ITEM NO. FMP21	 Building Technology Cornerstone
	X. ±0.30	X.* ±5°	CHECKED BY GISELLE	DATE 19/Sept/23	TITLE CAT8 8P8C Modular Plug (4 Assemblies)		
DESIGN UNITS METRIC(mm)	X.X ±0.20	X.X* ±2°	DRAWN BY Hejianpeng	DATE 19/Sept/23	THIS DRAWING CONTAINS INFORMATION THAT IS PROPRIETARY TO TXGA INDUSTRIAL ELECTRONICS(S.Z)CO.,LTD AND SHOULD NOT BE USED WITHOUT WRITTEN PERMISSION		REV 0
SCALE 5:1	SIZE A4	X.XX ±0.15	X.XX* ±1°				SHEET NO.2/2
		X.XXX ±0.10	X.XXX* ±0.5°				