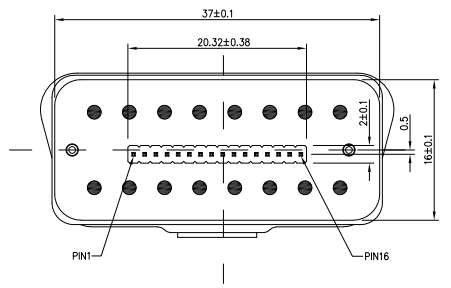
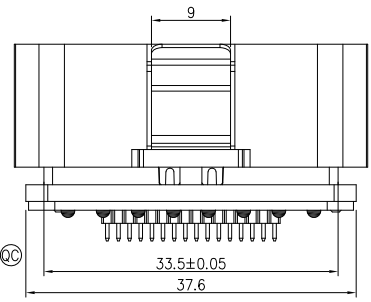
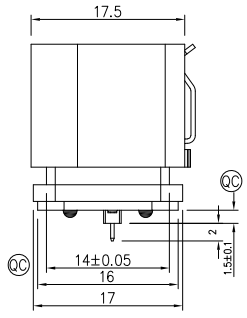
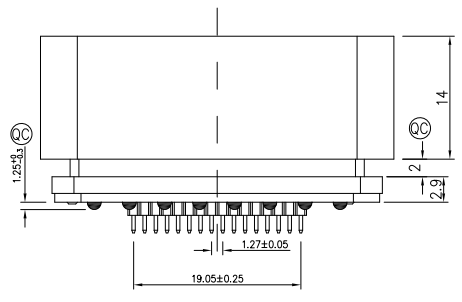
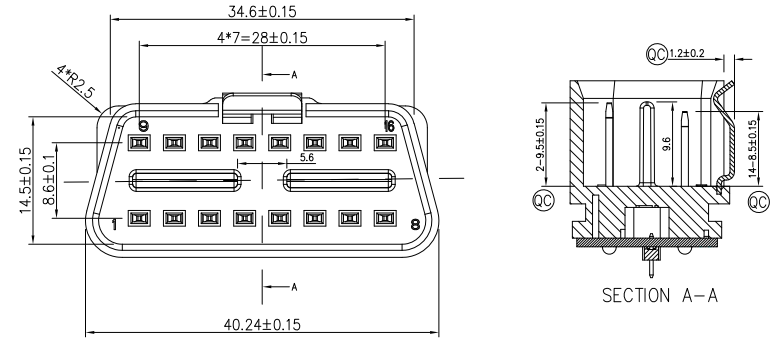


REV	LOCATIONS	DESCRIPTION	DATE	REVISER	APPD
0		New Release	11/MAY/24		FRANK

技术要求:

1. 表面处理及颜色(黑色)按外观设计要求执行
2. 表面不允许有流痕、烧焦、熔接痕、变色、局部顶白等缺陷,表面不得有划伤等痕迹。
3. 未注脱模斜度为0.5°,未注尺寸见3D图,未注尺寸公差请按GB-T_14486-2008
4. 要求材料通过高低温测试(-20°C~+70°C),阻燃等级要求UL94V-0
端子材质:黄铜,火花纹面,表面镀锡,接头组件能通过48小时盐雾测试
5. 与上下盖装配,要求精密配合
6. 端子焊接浮高≤0.12mm,焊点圆滑饱满、不可连锡、拉尖、虚假焊等不良。
7. 要求材料和工艺要求符合ROHS标准。
8. ◎为QC重点管控尺寸,()为参考尺寸,未注尺寸公差±0.10。
9. 排针接触阻抗≤20mΩ,产品过电流1A最大。



OBD PCB板回路图

OBD Pin No.	16 Pin No.
1	1
2	2
3	3
4	4
5	5
6	6
7	7
8	8
9	9
10	10
11	11
12	12
13	13
14	14
15	15
16	16

* Note: All Materials Meet The "RoHs" !

5	16PIN Connector	PH12728-S16S1014030120B		1PC
4	PCB	OBD26-PDB-000	FR4	1PC
3	Latch	OBD22-LOB-000	SUS301-1/2H	1PC
2	16PIN Terminal	OBD22-M12H-000/OBD22-M32H-000	C2680-H	2Set
1	OBD Housing	OBD24-HBKK-001	ABS+PC	1PC
NO.	SPECIFICATION	DESCRIPTION	NOTE	Q'TY

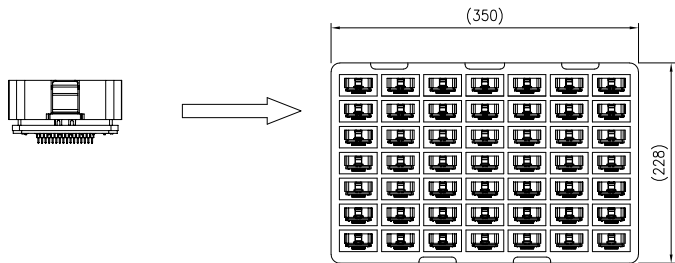
Ordering Information

OBD 26 - M 16 XX 2 K - 000
 1 2 3 4 5 6 7 8

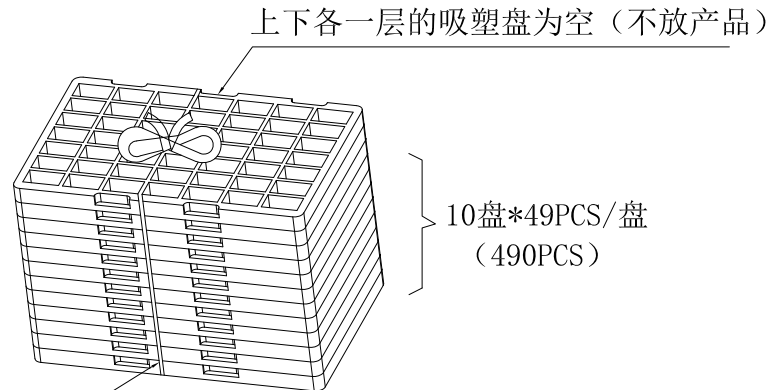
1 Series Name FOBD-OBD Conn	2 Distinction No. 26	3 Type M-Male	4 Circuits 16-16 Circuits
5 Housing Color BK-Black	6 Plating 2-Plating Tin	7 Packaging K-Tray	8 Version number 000

<p>THIRD ANGLE PROJECTION</p>	GENERAL TOLERANCES (UNLESS SPECIFIED)		APPROVE BY FRANK	DATE 11/MAY/24	PART NO. FOBD26-M16BK2K-000	ITEM NO. FOBD26	<p>Building Technology Cornerstone</p>
	X.±0.12(0.30)	.X'±5'	CHECKED BY CHERRY	DATE 11/MAY/24	TITLE OBD Connector Pitch 4.0mm TO PH12728 Connector		
	X.XX±.008(0.20)	.X'±2'	DRAWN BY DANIEL	DATE 11/MAY/24	THIS DRAWING CONTAINS INFORMATION THAT IS PROPRIETARY TO TXGA INDUSTRIAL ELECTRONICS(S.Z)CO.,LTD AND SHOULD NOT BE USED WITHOUT WRITTEN PERMISSION		
	X.XX±.006(0.15)	.XX'±1'			REV 0	SHEET NO. 1/2	
SCALE 1:1	SIZE A4	X.XXX±.004(0.10)	.XXX'±0.5'				

REV	LOCATIONS	DESCRIPTION	DATE	REVISER	APPD
0		New Release	11/MAY		FRANK



如图所示，将产品放入吸塑盘内，49PCS/盘



上下各一层的吸塑盘为空（不放产品）

10盘*49PCS/盘
(490PCS)

PE膜

12盘/叠（上下层的吸塑盘不放产品）

Ordering Information

1	Series Name	2	Distinction No.	3	Type	4	Circuits
	FOBD-OBD Conn		26		M-Male		16-16 Circuits
5	Housing Color	6	Plating	7	Packaging	8	Version number
	BK-Black		2-Plating Tin		K-Tray		000

<p>THIRD ANGLE PROJECTION</p>	GENERAL TOLERANCES (UNLESS SPECIFIED)		APPROVE BY	DATE	PART NO.	ITEM NO.	<p>Building Technology Cornerstone</p>
	X.±.012(0.30)	X.±5'	FRANK	11/MAY/24	FOBD26-M16BK2K-000	FOBD26	
	X.X±.008(0.20)	.X'±2'	CHECKED BY	DATE	TITLE		
	X.XX±.006(0.15)	.XX'±1'	CHERRY	11/MAY/24	OBD Connector Pitch 4.0mm TO PH12728 Connector		
SCALE	SIZE	X.XXX±.004(0.10)	.XXX'±0.5'	DRAWN BY	DATE	THIS DRAWING CONTAINS INFORMATION THAT IS PROPRIETARY TO TXGA INDUSTRIAL ELECTRONICS(S,Z)CO.,LTD AND SHOULD NOT BE USED WITHOUT WRITTEN PERMISSION	
1:1	A4			DANIEL	11/MAY/24	REV 0	SHEET NO. 2/2