REV	LOCATIONS	DESCRIPTION	DATE	REVISER	APPD
1	1	Structure of Housing change	08/MAR/23	MATT	KATE

Dimensions(in/mm)

H	F
.039(1.00)	.059(1.50)~.069(1.75)
.059(1.50)	.079(2.00)~.089(2.25)
.079(2.00)	.098(2.50)~.108(2.75)
.098(2.50)	≥.118(3.00)

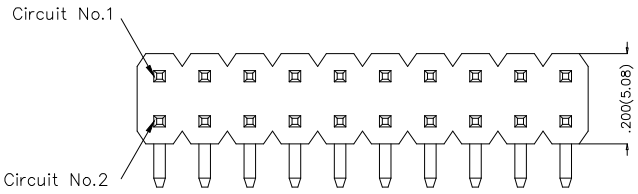

SPECIFICATIONS

Electrical
- Current Rating: 3.0A AC(rms)/DC
- Voltage Rating: 250V AC(rms)/DC
- Contact Resistance: 20 mΩ Max
- Insulation Resistance: 1000 MΩ Min
- Withstanding Voltage: 600V AC r.m.s
- Temperature Range–Operating: –40°C~+105°C

Material
- Housing: Glass Filled Polyester (UL 94V–0), Color: Black
- Pin: Brass
- Pin Plating: Gold plated/ Selective gold plated on contact area and 120μ" Min. matte tin plated on tails area

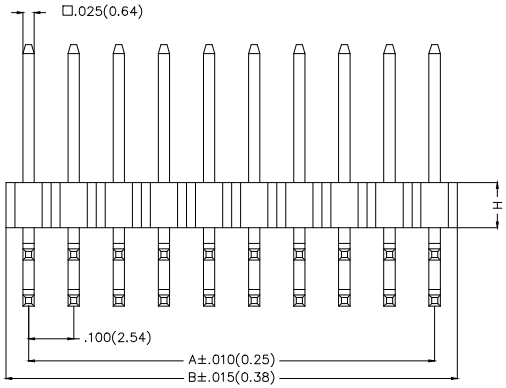

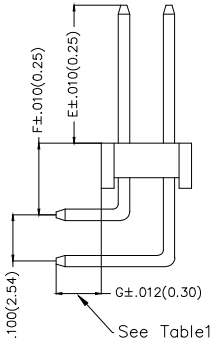

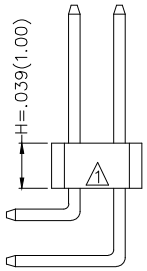

Only H=.039(1.00)

Ordering Information

FPH	254	61	–	D	XX	B	X	XX	X	XX	XX	XX	B
1	2	3		4	5	6	7	8	9	10	11	12	13

1 Category	2 Series Number	3 Distinction No.	4 Row Option	5 Circuits	6 Entry Angle	7 Plating
FPH–Pin Header	254–Pitch2.54mm	61	D–Double Row	XX	B–90° Angle	1–Gold plated 7–Selective gold plated on contact area and matte tin plated on tails area

8 Thickness of Plating	9 Material–Resin	10 E Size	11 F Size	12 G Size	13 Packaging
01–1μ" 15–15μ" Custom plate available	1–PBT 3–LCP 4–PA6T	01,02...–Serial number (See Table1)	01,02...–Serial number (See Table1)	01,02...–Serial number (See Table1)	B–PE Bag

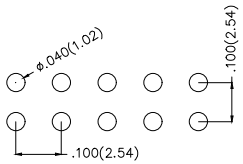

Recommended P.C.Board Layout

THIRD ANGLE PROJECTION	GENERAL TOLERANCES (UNLESS SPECIFIED)		APPROVE BY FRANK	DATE 24/DEC/19
	X.±.012(0.30)	X.°±5°	CHECKED BY CHERRY	DATE 24/DEC/19
DESIGN UNITS Inch (metric)	X.X±.008(0.20)	.X°±2°		
	X.XX±.006(0.15)	.XX°±1°	DRAWN BY ZOEY	DATE 24/DEC/19
SCALE 5:1 / SIZE A4	X.XXX±.004(0.10)	.XXX°±0.5°		

PART NO. FPH25461–DXXBXXXXXXXXXXB

ITEM NO. FPH25461

TITLE Board to Board(Pin Header) Pitch 2.54mm 90° Angle(DIP)

TXGA Building Technology Cornerstone

REV 1 | SHEET NO. 1/3

THIS DRAWING CONTAINS INFORMATION THAT IS PROPRIETARY TO TXGA INDUSTRIAL ELECTRONICS(S.Z)CO.,LTD AND SHOULD NOT BE USED WITHOUT WRITTEN PERMISSION

REV	LOCATIONS	DESCRIPTION	DATE	REVISER	APPD

Table1

Serial number	Dimensions (in/mm) E	Serial number	Dimensions (in/mm) E
01	.059(1.50)	19	.236(6.00)
02	.069(1.75)	20	.246(6.25)
03	.079(2.00)	21	.256(6.50)
04	.089(2.25)	22	.266(6.75)
05	.098(2.50)	23	.276(7.00)
06	.108(2.75)	24	.285(7.25)
07	.118(3.00)	25	.295(7.50)
08	.128(3.25)	26	.305(7.75)
09	.138(3.50)	27	.315(8.00)
10	.148(3.75)	28	.325(8.25)
11	.157(4.00)	29	.335(8.50)
12	.167(4.25)	30	.344(8.75)
13	.177(4.50)	31	.354(9.00)
14	.187(4.75)	32	.364(9.25)
15	.197(5.00)	33	.374(9.50)
16	.207(5.25)	34	.384(9.75)
17	.217(5.50)	35	.394(10.00)
18	.226(5.75)		

Serial number	Dimensions (in/mm) F	Serial number	Dimensions (in/mm) F	Serial number	Dimensions (in/mm) F	Serial number	Dimensions (in/mm) F
01	.059(1.50)	19	.236(6.00)	37	.413(10.50)	55	.591(15.00)
02	.069(1.75)	20	.246(6.25)	38	.423(10.75)	46	.600(15.25)
03	.079(2.00)	21	.256(6.50)	39	.433(11.00)	47	.610(15.50)
04	.089(2.25)	22	.266(6.75)	40	.443(11.25)	48	.620(15.75)
05	.098(2.50)	23	.276(7.00)	41	.453(11.50)	49	.630(16.00)
06	.108(2.75)	24	.285(7.25)	42	.463(11.75)	50	.640(16.25)
07	.118(3.00)	25	.295(7.50)	43	.472(12.00)	51	.650(16.50)
08	.128(3.25)	26	.305(7.75)	44	.482(12.25)		
09	.138(3.50)	27	.315(8.00)	45	.492(12.50)		
10	.148(3.75)	28	.325(8.25)	46	.502(12.75)		
11	.157(4.00)	29	.335(8.50)	47	.512(13.00)		
12	.167(4.25)	30	.344(8.75)	48	.522(13.25)		
13	.177(4.50)	31	.354(9.00)	49	.531(13.50)		
14	.187(4.75)	32	.364(9.25)	50	.541(13.75)		
15	.197(5.00)	33	.374(9.50)	51	.551(14.00)		
16	.207(5.25)	34	.384(9.75)	52	.561(14.25)		
17	.217(5.50)	35	.394(10.00)	53	.571(14.50)		
18	.226(5.75)	36	.404(10.25)	54	.581(14.75)		

Serial number	Dimensions (in/mm) G	Serial number	Dimensions (in/mm) G
01	.059(1.50)	19	.236(6.00)
02	.069(1.75)	20	.246(6.25)
03	.079(2.00)	21	.256(6.50)
04	.089(2.25)	22	.266(6.75)
05	.098(2.50)	23	.276(7.00)
06	.108(2.75)	24	.285(7.25)
07	.118(3.00)	25	.295(7.50)
08	.128(3.25)	26	.305(7.75)
09	.138(3.50)	27	.315(8.00)
10	.148(3.75)	28	.325(8.25)
11	.157(4.00)	29	.335(8.50)
12	.167(4.25)	30	.344(8.75)
13	.177(4.50)	31	.354(9.00)
14	.187(4.75)	32	.364(9.25)
15	.197(5.00)	33	.374(9.50)
16	.207(5.25)	34	.384(9.75)
17	.217(5.50)	35	.394(10.00)
18	.226(5.75)		

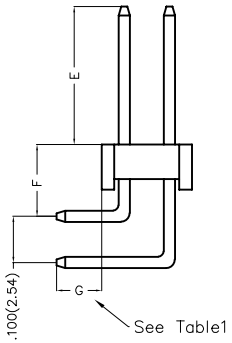

THIRD ANGLE PROJECTION	GENERAL TOLERANCES (UNLESS SPECIFIED)		APPROVE BY FRANK	DATE 24/DEC/19	PART NO. FPH25461-DXXBXXXXXXXXXXB	ITEM NO. FPH25461
DESIGN UNITS Inch (metric)	X.±.012(0.30)	X.°±5°	CHECKED BY CHERRY	DATE 24/DEC/19	TITLE Board to Board(Pin Header) Pitch 2.54mm 90° Angle(DIP)	TXGA Building Technology Cornerstone
	X.X±.008(0.20)	.X°±2°				REV 1 / SHEET NO. 2/3
SCALE 5:1 / SIZE A4	X.XX±.006(0.15)	.XX°±1°	DRAWN BY ZOEY	DATE 24/DEC/19	THIS DRAWING CONTAINS INFORMATION THAT IS PROPRIETARY TO TXGA INDUSTRIAL ELECTRONICS(S.Z)CO.,LTD AND SHOULD NOT BE USED WITHOUT WRITTEN PERMISSION	
	X.XXX±.004(0.10)	.XXX°±0.5°				

REV	LOCATIONS	DESCRIPTION	DATE	REVISER	APPD

Circuits (n)	Part No.	Dimensions(in/mm) A	Dimensions(in/mm) B	Circuits (n)	Part No.	Dimensions(in/mm) A	Dimensions(in/mm) B
2	FPH25461-D02BXXXXXXXXXXB	——	.100(2.54)	42	FPH25461-D42BXXXXXXXXXXB	2.000(50.80)	2.100(53.34)
4	FPH25461-D04BXXXXXXXXXXB	.100(2.54)	.200(5.08)	44	FPH25461-D44BXXXXXXXXXXB	2.100(53.34)	2.200(55.88)
6	FPH25461-D06BXXXXXXXXXXB	.200(5.08)	.300(7.62)	46	FPH25461-D46BXXXXXXXXXXB	2.200(55.88)	2.300(58.42)
8	FPH25461-D08BXXXXXXXXXXB	.300(7.62)	.400(10.16)	48	FPH25461-D48BXXXXXXXXXXB	2.300(58.42)	2.400(60.96)
10	FPH25461-D10BXXXXXXXXXXB	.400(10.16)	.500(12.70)	50	FPH25461-D50BXXXXXXXXXXB	2.400(60.96)	2.500(63.50)
12	FPH25461-D12BXXXXXXXXXXB	.500(12.70)	.600(15.24)	52	FPH25461-D52BXXXXXXXXXXB	2.500(63.50)	2.600(66.04)
14	FPH25461-D14BXXXXXXXXXXB	.600(15.24)	.700(17.78)	54	FPH25461-D54BXXXXXXXXXXB	2.600(66.04)	2.700(68.58)
16	FPH25461-D16BXXXXXXXXXXB	.700(17.78)	.800(20.32)	56	FPH25461-D56BXXXXXXXXXXB	2.700(68.58)	2.800(71.12)
18	FPH25461-D18BXXXXXXXXXXB	.800(20.32)	.900(22.86)	58	FPH25461-D58BXXXXXXXXXXB	2.800(71.12)	2.900(73.66)
20	FPH25461-D20BXXXXXXXXXXB	.900(22.86)	1.000(25.40)	60	FPH25461-D60BXXXXXXXXXXB	2.900(73.66)	3.000(76.20)
22	FPH25461-D22BXXXXXXXXXXB	1.000(25.40)	1.100(27.94)	62	FPH25461-D62BXXXXXXXXXXB	3.000(76.20)	3.100(78.74)
24	FPH25461-D24BXXXXXXXXXXB	1.100(27.94)	1.200(30.48)	64	FPH25461-D64BXXXXXXXXXXB	3.100(78.74)	3.200(81.28)
26	FPH25461-D26BXXXXXXXXXXB	1.200(30.48)	1.300(33.02)	66	FPH25461-D66BXXXXXXXXXXB	3.200(81.28)	3.300(83.82)
28	FPH25461-D28BXXXXXXXXXXB	1.300(33.02)	1.400(35.56)	68	FPH25461-D68BXXXXXXXXXXB	3.300(83.82)	3.400(86.36)
30	FPH25461-D30BXXXXXXXXXXB	1.400(35.56)	1.500(38.10)	70	FPH25461-D70BXXXXXXXXXXB	3.400(86.36)	3.500(88.90)
32	FPH25461-D32BXXXXXXXXXXB	1.500(38.10)	1.600(40.64)	72	FPH25461-D72BXXXXXXXXXXB	3.500(88.90)	3.600(91.44)
34	FPH25461-D34BXXXXXXXXXXB	1.600(40.64)	1.700(43.18)	74	FPH25461-D74BXXXXXXXXXXB	3.600(91.44)	3.700(93.98)
36	FPH25461-D36BXXXXXXXXXXB	1.700(43.18)	1.800(45.72)	76	FPH25461-D76BXXXXXXXXXXB	3.700(93.98)	3.800(96.52)
38	FPH25461-D38BXXXXXXXXXXB	1.800(45.72)	1.900(48.26)	78	FPH25461-D78BXXXXXXXXXXB	3.800(96.52)	3.900(99.06)
40	FPH25461-D40BXXXXXXXXXXB	1.900(48.26)	2.000(50.80)	80	FPH25461-D80BXXXXXXXXXXB	3.900(99.06)	4.000(101.60)

THIRD ANGLE PROJECTION	GENERAL TOLERANCES (UNLESS SPECIFIED)		APPROVE BY FRANK	DATE 24/DEC/19	PART NO. FPH25461-DXXBXXXXXXXXXXB / ITEM NO. FPH25461
DESIGN UNITS Inch (metric)	X.±.012(0.30)	X.°±5°	CHECKED BY CHERRY	DATE 24/DEC/19	TITLE Board to Board(Pin Header) Pitch 2.54mm 90° Angle(DIP)
	X.X±.008(0.20)	.X°±2°			
SCALE 5:1 / SIZE A4	X.XX±.006(0.15)	.XX°±1°	DRAWN BY ZOEY	DATE 24/DEC/19	
	X.XXX±.004(0.10)	.XXX°±0.5°			

TXGA Building Technology Cornerstone

REV 1 | SHEET NO. 3/3

THIS DRAWING CONTAINS INFORMATION THAT IS PROPRIETARY TO TXGA INDUSTRIAL ELECTRONICS(S.Z)CO.,LTD AND SHOULD NOT BE USED WITHOUT WRITTEN PERMISSION