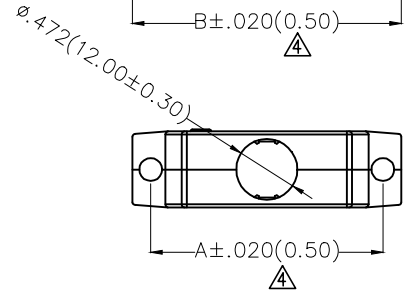
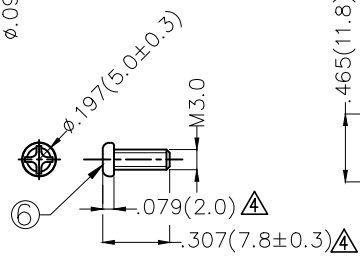
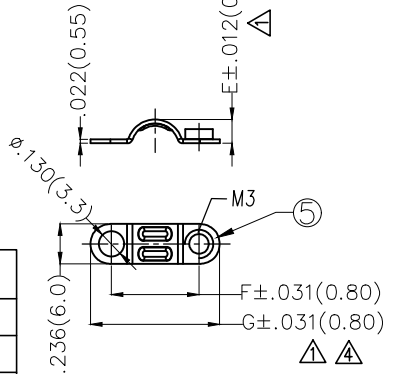
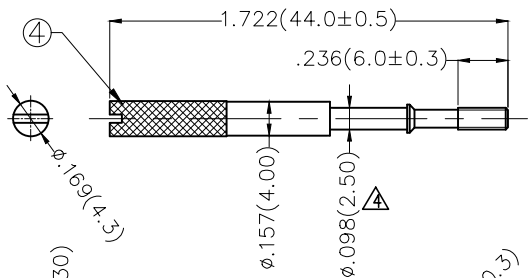
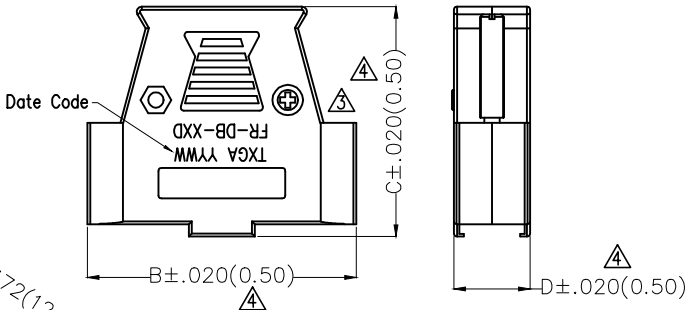
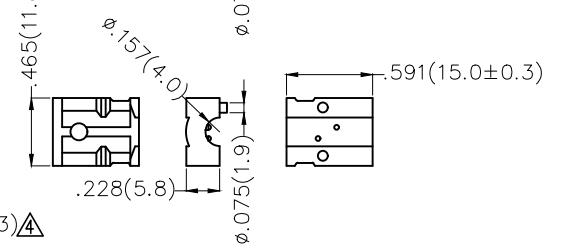
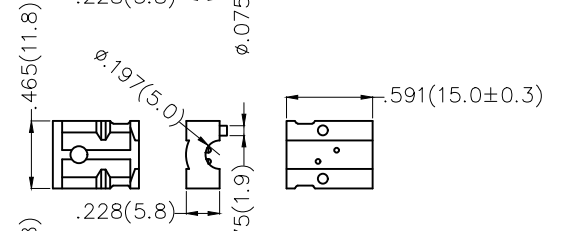
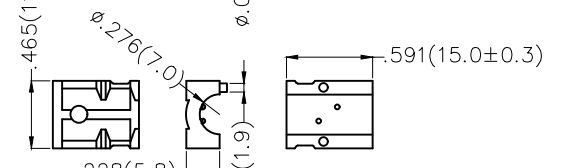
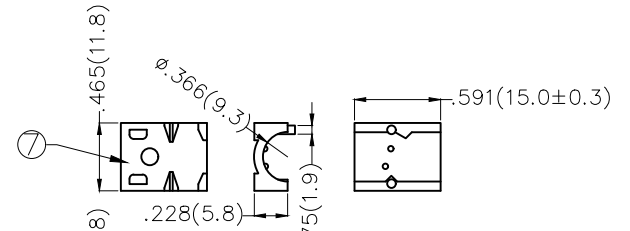
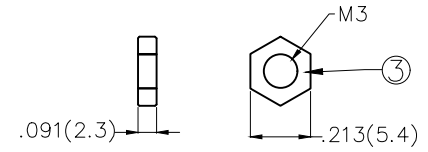
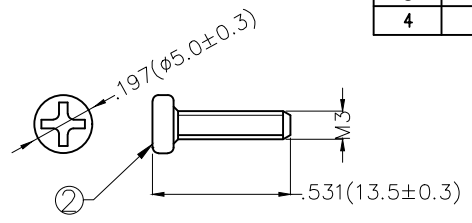
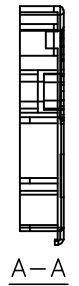
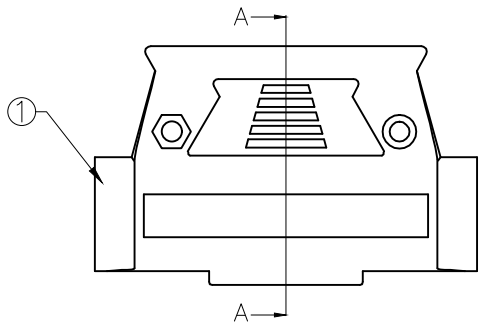
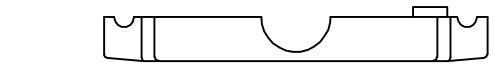


REV	LOCATIONS	DESCRIPTION	DATE	REVISER	APPD
1	▲	Size changes	07/JUL/21	KATE	CHERRY
2	▲	Update series number	27/Nov/24	MATT	LEO
3	▲	Add marking code	24/JAN/25	HUANG	LEO
4	▲	Update dimensions and tolerances	17/APR/25	MATT	LEO



BOM LIST			
ITEM	PART NAME	Q'ty	NOTES
1	Alloy Hood	2	Alloy, Cr ³⁺ Plated
2	Short Screw	2	Steel, Ni plated
3	Nut	2	Steel, Ni plated
4	Long Screw 4-40#	2	Steel, Ni plated
5	Metal washer	2	Steel, Ni plated
6	Screw for Metal washer	2	Steel, Ni plated
7	SR	2	Black

Circuits (n)	Part No.	Dimensions(in/mm)						
		A	B	C	D	E	F	G
9	FR-DB-09D	.984(25.00)	1.240(31.50)	1.626(41.30)	.591(15.00)	.102(2.60)	.417(10.60)	.630(16.00)
15	FR-DB-15D	1.299(33.00)	1.555(39.50)	1.614(41.00)	.591(15.00)	.102(2.60)	.417(10.60)	.630(16.00)
25	FR-DB-25D	1.850(47.00)	2.087(53.00)	1.614(41.00)	.591(15.00)	.142(3.60)	.748(19.00)	.992(25.20)
37	FR-DB-37D	2.480(63.00)	2.756(70.00)	1.620(41.15)	.591(15.00)	.142(3.60)	.748(19.00)	.992(25.20)
50	FR-DB-50D	2.402(61.00)	2.756(70.00)	1.898(48.20)	.724(18.40)	.142(3.60)	.748(19.00)	.992(25.20)

 THIRD ANGLE PROJECTION DESIGN UNITS Inch (metric) SCALE 5:1 SIZE A4	GENERAL TOLERANCES (UNLESS SPECIFIED)		APPROVE BY FRANK	DATE 18/JUN/13	PART NO. FR-DB-XXD	ITEM NO. FR-DB	 Building Technology Cornerstone
	X.±.012(0.30)	X.±5'	CHECKED BY CHERRY	DATE 18/JUN/13			
	X.XX±.008(0.20)	.X'±2'	DRAWN BY KATE	DATE 18/JUN/13	THIS DRAWING CONTAINS INFORMATION THAT IS PROPRIETARY TO TXGA INDUSTRIAL ELECTRONICS(S.Z)CO.,LTD AND SHOULD NOT BE USED WITHOUT WRITTEN PERMISSION		
	X.XX±.006(0.15)	.XX'±1'					
		X.XXX±.004(0.10)	.XXX'±0.5'				