

REV	LOCATIONS	DESCRIPTION	DATE	REVISER	APPD
1	△	Color changes	15/JUL/21	KATE	CHERRY
2	△	Add Cut Out Prohibition Area	02/AUG/21	KATE	CHERRY

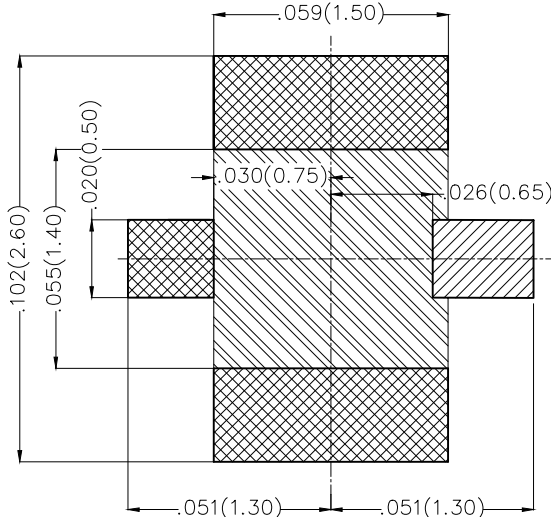
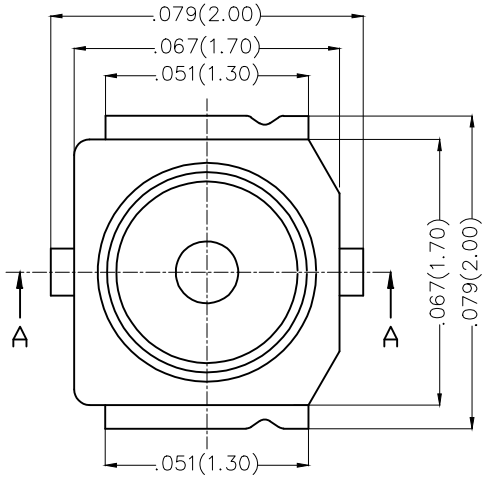
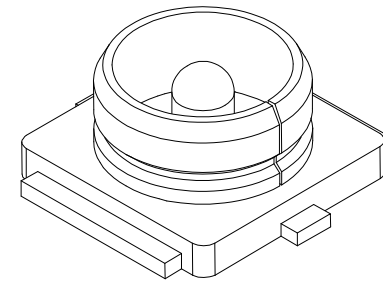
NOTES

Material

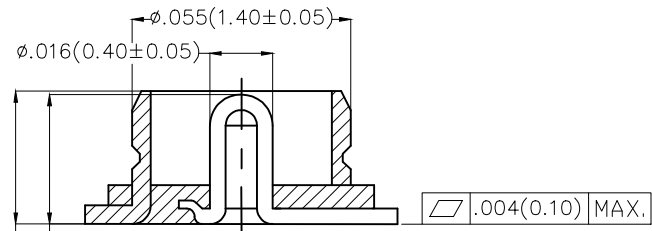
Housing: Thermoplastic (UL 94V-0), Black
 Contact: Copper Alloy
 Shell: Copper Alloy

Finish

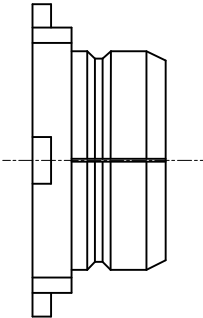
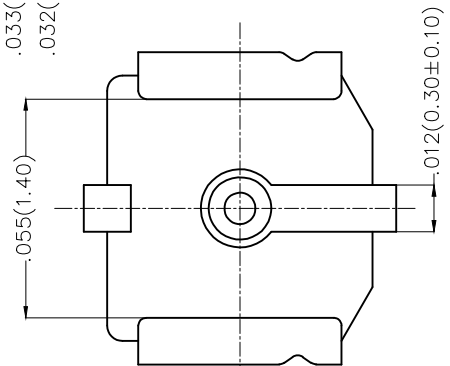
Contact: 1μ" Gold Plated On Mating Area, Gold Flash On Solder Tails, Nickel Under Plated Over All.
 Shell: 1μ" Gold Plated Over Nickel



Recommended P.C.Board Layout
 General Tolerances: ±.002(0.05)



Section A-A



Ordering Information

FRF 05 003 — J S S 1 01 M
 1 2 3 4 5 6 7 8 9

1 Category FRF—Radio Frequency	2 Series Number 05—MHF Series	3 Distinction No. 003	4 Type J—Jack	5 Assemble Layout S—SMT
6 Entry Angle S—180°Vertical	7 Plating 1—Gold Plated	8 Thickness of Plating 01—1μ"	9 Packaging M—Reel	

THIRD ANGLE PROJECTION	GENERAL TOLERANCES (UNLESS SPECIFIED)		APPROVE BY FRANK	DATE 08/JUL/16	PART NO. FRF05003—JSS101M	ITEM NO. FRF05003	 Leader Of Industry
	DESIGN UNITS Inch (metric)	X.±.012(0.30) X.X±.008(0.20) X.XX±.006(0.15) X.XXX±.004(0.10)	X.±5° .X'±2° .XX'±1° .XXX'±0.5°	CHECKED BY CHERRY	DATE 08/JUL/16	TITLE RF MHF III Jack	
SCALE 5:1	SIZE A4		DRAWN BY KATE	DATE 08/JUL/16	THIS DRAWING CONTAINS INFORMATION THAT IS PROPRIETARY TO TXGA INDUSTRIAL ELECTRONICS(S.Z)CO.,LTD AND SHOULD NOT BE USED WITHOUT WRITTEN PERMISSION		REV 2 SHEET NO. 1/1