

| REV | LOCATIONS | DESCRIPTION | DATE | REVISER | APPD |
|-----|-----------|--|-----------|---------|------|
| 1 | △ | Part No.: Change FRJ1106 into FRJ11006 | 05/JUN/18 | KATE | ERIC |
| 2 | △ | Update dimensions and tolerances | 14/NOV/24 | MATT | LEO |

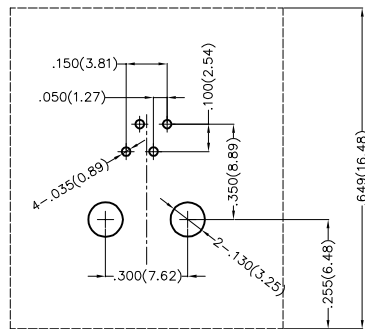
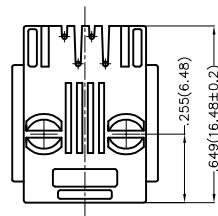
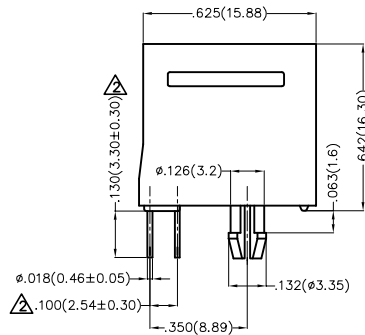
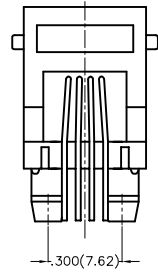
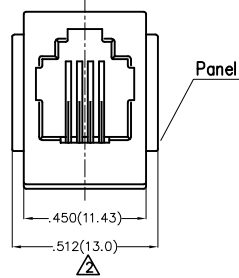
SPECIFICATIONS

Electrical

Current Rating: 1.5A AC(rms)/DC
Voltage Rating: 125V AC(rms)/DC
Contact Resistanc: 30 mΩ Max
Insulation Resistance: 500 MΩ MIN
Withstanding Voltage: 1000V AC r.m.s
Operting Temperature: -40°C~+85°C

Material

Housing: PBT 94V-0
Contact: Phosphor Bronze/Gold-Plated
PC Plug should bear 10N Pulling Rorce Witchout
750Times Min



Recommended P.C.Board Layout

Ordering Information

FRJ11 006 — 1 1 XX K6 K 2 0
1 2 3 4 5 6 7 8

| | | | |
|---|---------------------------|-----------------------------|-------------------------------|
| 1 Category FRJ11-RJ11 Connector | 2 Distinction No. 006 | 3 Ports options 1-1 Port | 4 Plating 1-Gold Plated |
| 5 Thickness of plating 00-Gold flash 03-3μ" Custom plate available | 6 Color-Resin K6-Black | 7 Packaging K-Tray | 8 Contact type 2-Round pin |

| | | | | | | | |
|-------------------------------|--|------------------|----------------------|-------------------|--|----------------------|-------------------------------------|
| THIRD ANGLE PROJECTION | GENERAL TOLERANCES (UNLESS SPECIFIED) | | APPROVE BY FRANK | DATE 18/SEP/16 | PART NO. △ FRJ11006-11XXK6K20 | ITEM NO. FRJ11006 | Building Technology Cornerstone |
| | X.±.012(0.30) | X'.±5' | CHECKED BY CHERRY | DATE 18/SEP/16 | TITLE RJ11 Connector 4P4C 180° Vertical | | |
| DESIGN UNITS Inch (metric) | X.X±.008(0.20) | .X'±2' | DRAWN BY KATE | DATE 18/SEP/16 | THIS DRAWING CONTAINS INFORMATION THAT IS PROPRIETARY TO TXGA INDUSTRIAL ELECTRONICS(S.Z)CO.,LTD AND SHOULD NOT BE USED WITHOUT WRITTEN PERMISSION | | |
| SCALE 5:1 | SIZE A4 | X.XX±.006(0.15) | .XX'±1' | | | | |
| | | X.XXX±.004(0.10) | .XXX'±0.5' | | | | |