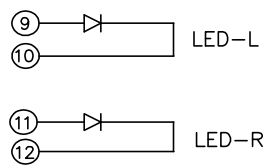


REV	LOCATIONS	DESCRIPTION	DATE	REVISER	APPD
1		Part No.: Change FRJ45155 into FRJ45002	01/JUN/18	Vandy	Eric
2		Update tolerances	14/MAR/24	MATT	LEO

SPECIFICATIONS

Electrical
 Current Rating: 1.5A AC(rms)/DC
 Voltage Rating: 125V AC(rms)/DC
 Contact Resistance: 50 mΩ Max
 Insulation Resistance: 500 MΩ Min / DC 500V
 Withstanding Voltage: 1000V AC r.m.s
 Operating Temperature: -40°C~+85°C
 Durability: 750 cycles

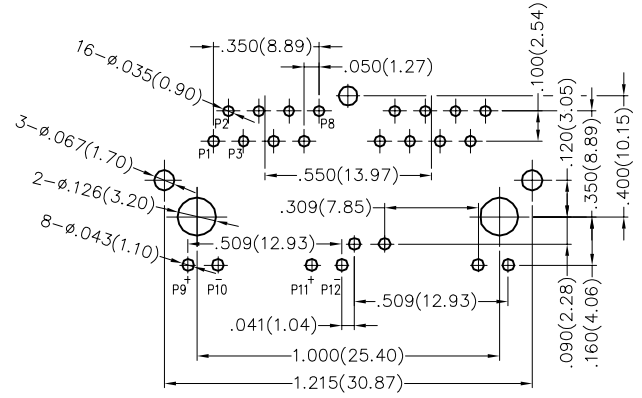
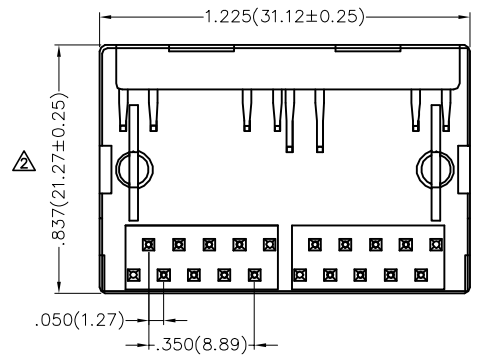
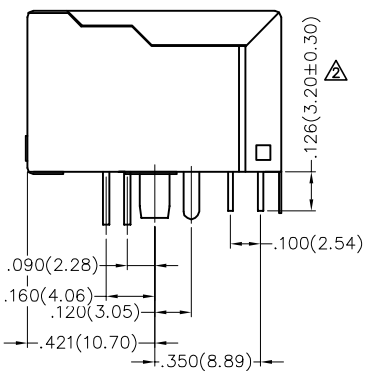
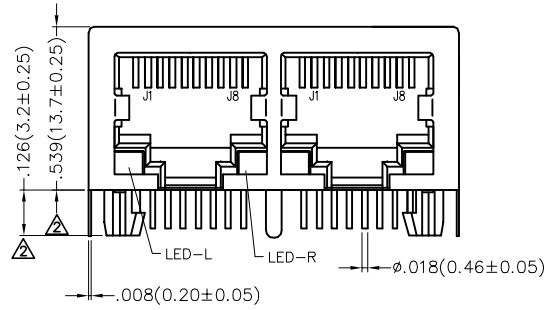
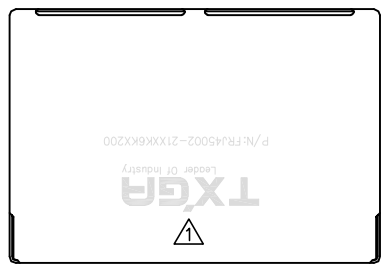
Material and plating
 Housing: PA46 (UL 94V-0), Black
 Contact: Phosphor Bronze/ Gold plated
 Shell: Copper alloy/ Nickel Plated



Ordering Information

FRJ45 002 - 2 1 XX K6 K X 2 0 0
 2 3 4 5 6 7 8 9

1 Category FRJ45-RJ45 Connector	2 Distinction No. 002	3 Ports options 2-2 Ports	4 Plating 1-Gold Plated	5 Thickness of plating 00-Gold flash 02-2μ" Custom plate available
6 Color-Resin K6-Black	7 Packaging K-Tray	8 LED style 1-L: Yellow R: Green 2-L: Green R: Yellow	9 Contact type 2-Round pin	



Recommended P.C.Board Layout

THIRD ANGLE PROJECTION	GENERAL TOLERANCES (UNLESS SPECIFIED)		APPROVE BY FRANK	DATE 09/DEC/16	PART NO. FRJ45002-21XXK6KX200	ITEM NO. FRJ45002	 Leader Of Industry
	DESIGN UNITS Inch (metric)	X.±.012(0.30) X.X±.008(0.20) X.XX±.006(0.15) X.XXX±.004(0.10)	X.±5' .X'±2' .XX'±1' .XXX'±0.5'	CHECKED BY CHERRY	DATE 09/DEC/16	TITLE RJ45 Connector 8P8C 90° Angle	
SCALE 5:1	SIZE A4	DRAWN BY KATE		DATE 09/DEC/16	THIS DRAWING CONTAINS INFORMATION THAT IS PROPRIETARY TO TXGA INDUSTRIAL ELECTRONICS(S.Z)CO.,LTD AND SHOULD NOT BE USED WITHOUT WRITTEN PERMISSION		