


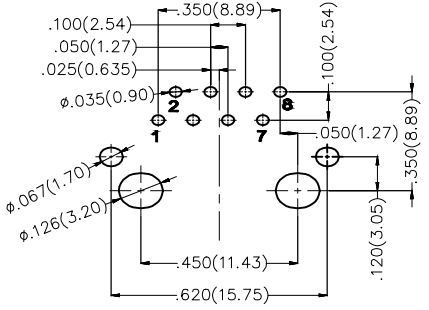
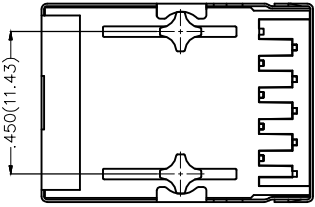
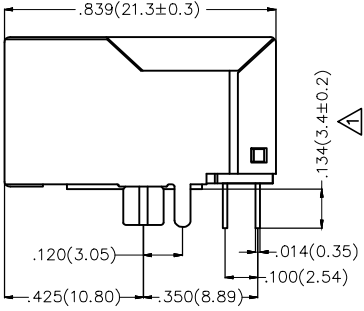
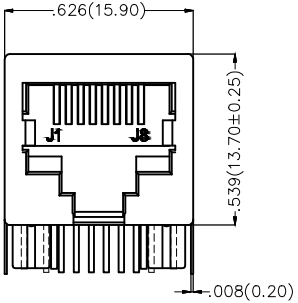
REV	LOCATIONS	DESCRIPTION	DATE	REVISER	APPD
1	△	1. Dimension: Change 3.80 into 3.4mm 2. Part No.: Change FRJ45152 into FRJ45008	01/JUN/18	Vandy	Eric



SPECIFICATIONS

Electrical
 Current Rating: 1.5A AC(rms)/DC
 Voltage Rating: 125V AC(rms)/DC
 Contact Resistance : 30 mΩ Max
 Insulation Resistance: 500 MΩ Min
 Withstanding Voltage: 1000V AC r.m.s
 Temperature Range Operating: -40°C~+85°C

Material and Plating
 Housing: PBT (UL 94V-0) Black
 Contact: Phosphor Bronze/Selective gold in contact area, tin on tail
 Shell: Brass/Nickel Plated



Recommended P.C.Board Layout

Ordering Information

FRJ45 008 — 1 3 XX K6 K 0 1 0 1
 1 2 3 4 5 6 7 8 9

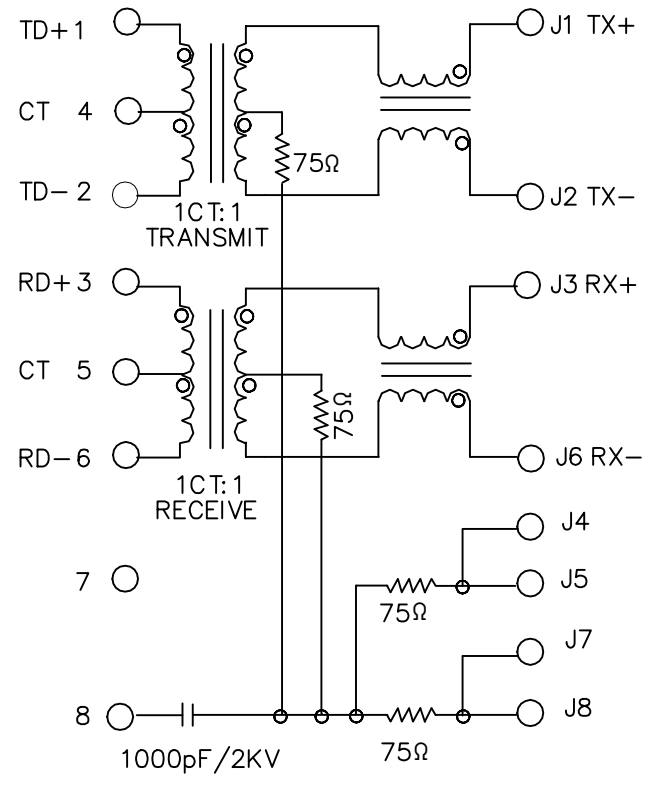
1 Category FRJ45-RJ45 Connector	2 Distinction No. 008	3 Ports options 1-1 Port	4 Plating 3-Selective gold in contact area, tin on tail
5 Thickness of plating 00-Gold flash 03-3μ" Custom plate available	6 Color-Resin K6-Black	7 Packaging K-Tray	8 Contact type 1-Square pin
			9 Pin circuits 1-100Base-T

 THIRD ANGLE PROJECTION	GENERAL TOLERANCES (UNLESS SPECIFIED) X.±.010(0.25) X.±3' X.X±.008(0.20) X.±2' X.XX±.004(0.10) .XX±1.5' X.XXX±.002(0.05) .XXX±1.0'		APPROVE BY VERNON DATE 07/AUG/17	PART NO. △ FRJ45008-13XXK6K0101 ITEM NO. FRJ45008	 Leader Of Industry	
	DESIGN UNITS Inch (metric)	X.XX±.004(0.10) .XX±1.5' X.XXX±.002(0.05) .XXX±1.0'	CHECKED BY KATE DATE 07/AUG/17	TITLE RJ45 Connector 8P8C 90°Angle(100Base-T)		REV 1 SHEET NO. 1/2
	SCALE 5:1	SIZE A4	DRAWN BY LXF DATE 07/AUG/17	THIS DRAWING CONTAINS INFORMATION THAT IS PROPRIETARY TO TXGA INDUSTRIAL ELECTRONICS(S.Z)CO.,LTD AND SHOULD NOT BE USED WITHOUT WRITTEN PERMISSION		

REV	LOCATIONS	DESCRIPTION	DATE	REVISOR	APPD

PCB SIDE TO PHY

CABLE SIDE



Electrical Specifications@25°C±5°C						
Turns Ratio(±3%)		OCL(uH Min) @100KHz/0.1V		Insertion Loss (dB Max)		HI-Pot (Vrms)
TX	RX	With 8mA DC Bias		1-100MHz		
1CT:1CT	1CT:1CT	350		-1.0		1500
Retrun Loss (dB Min)					Cross talk (dB Min)	CMR (dB Min)
1-10MHz	10-30MHz	30-60MHz	60-80MHz	80-100MHz	1-100MHz	1-100MHz
-18	-16	-14	-12	-35	-35	-35

 THIRD ANGLE PROJECTION	GENERAL TOLERANCES (UNLESS SPECIFIED)		APPROVE BY VERNON	DATE 07/AUG/17	PART NO. FRJ45008-13XXK6K0101	ITEM NO. FRJ45008	 Leader Of Industry
	DESIGN UNITS Inch (metric)	X.±.010(0.25)	X'.±3'	CHECKED BY KATE	DATE 07/AUG/17	TITLE RJ45 Connector 8P8C 90°Angle(100Base-T)	
SCALE 5:1	SIZE A4	X.XX±.004(0.10)	.XX*±1.5'	DRAWN BY LXF	DATE 07/AUG/17	THIS DRAWING CONTAINS INFORMATION THAT IS PROPRIETARY TO TXGA INDUSTRIAL ELECTRONICS(S.Z)CO.,LTD AND SHOULD NOT BE USED WITHOUT WRITTEN PERMISSION	