

1 2 3 4 5 6 7 8

REV	LOCATIONS	DESCRIPTION	DATE	REVISER	APPD
1		1. Add the "TXGA" logo 2. Part No.: Change FRJ45151 into FRJ45009	31/MAY/18	KATE	ERIC
2		Change the color of LED	17/JUL/20	KATE	CHERRY

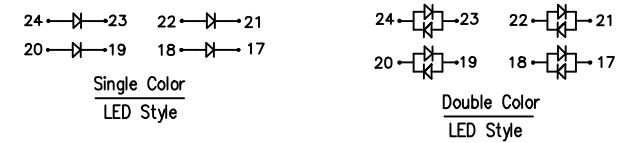
**SPECIFICATIONS**

**Electrical**

Current Rating: 1.5A AC(rms)/DC  
 Voltage Rating: 125V AC(rms)/DC  
 Contact Resistance: 50 mΩ Max  
 Insulation Resistance: 500 MΩ Min / DC 500V  
 Withstanding Voltage: 1000V AC r.m.s  
 Operating Temperature: -0°C~+70°C  
 LED Plating: Forward Voltage: 2.2 Volts Typical  
 Reverse Voltage: 5 Volts Maximum

**Mechanical:**

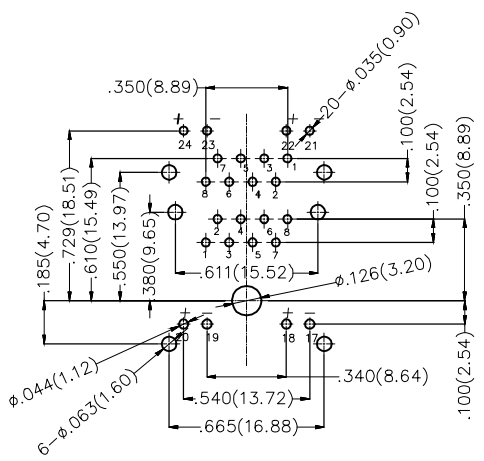
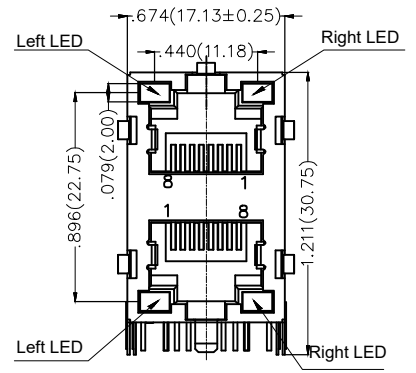
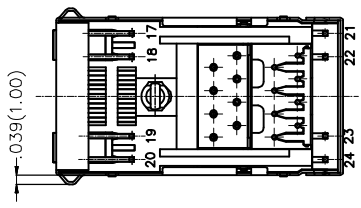
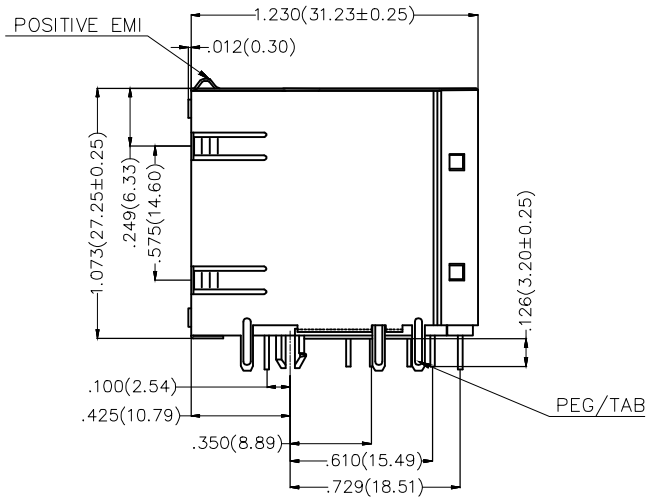
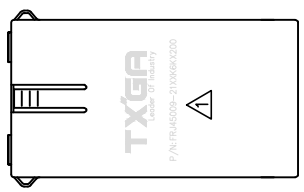
Durability: 750 Cycles Min  
 Material and Plating  
 Housing: Glass Filled Polyester (UL 94V-0) Black  
 Contact: Phosphor Bronze/Gold Plated  
 Shell: Copper Alloy/Nickel Plated  
 LED: Option



**Ordering Information**

FRJ45 009 - 2 1 XX K6 K X 2 0 0  
 1 2 3 4 5 6 7 8 9

1 Category FRJ45-RJ45 Connector	2 Distinction No. 009	3 Ports options 2-2 Ports	4 Plating 1-Gold Plated	5 Thickness of plating 00-Gold flash 03-3μ" Custom plate available
6 Color-Resin K6-Black	7 Packaging K-Tray	8 LED style 7-L: Yellow R: Green 2-L: Green R: Yellow	9 Contact type 2-Round pin	



Recommended P.C.Board Layout

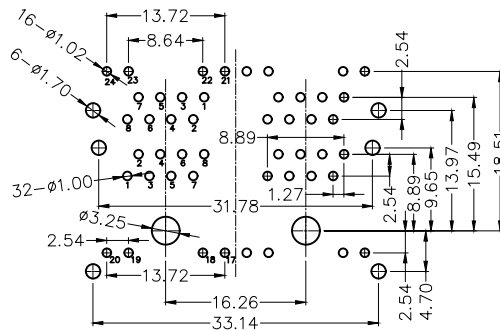
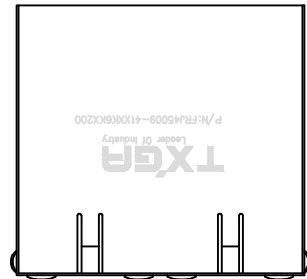
A  
B  
C  
D  
E  
F

A  
B  
C  
D  
E  
F

	GENERAL TOLERANCES (UNLESS SPECIFIED)		APPROVE BY FRANK	DATE 04/JUL/17	PART NO. FRJ45009-21XXK6KX200	ITEM NO. FRJ45009		Leader Of Industry
	DESIGN UNITS Inch (metric)	X.±.012(0.30) X.X±.008(0.20) X.XX±.006(0.15) X.XXX±.004(0.10)	X.±5' .X±2' .XX±1' .XXX±0.5'	CHECKED BY CHERRY	DATE 04/JUL/17	TITLE RJ45 Connector 8P8C 90°Angle (DIP)		
SCALE 5:1	SIZE A4		DRAWN BY LXF	DATE 04/JUL/17	THIS DRAWING CONTAINS INFORMATION THAT IS PROPRIETARY TO TXGA INDUSTRIAL ELECTRONICS(S.Z)CO.,LTD AND SHOULD NOT BE USED WITHOUT WRITTEN PERMISSION			

1 2 3 4 5 6 7 8

REV	LOCATIONS	DESCRIPTION	DATE	REVSER	APPD



Recommended P.C.Board Layout

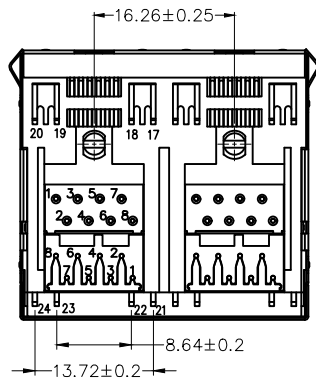
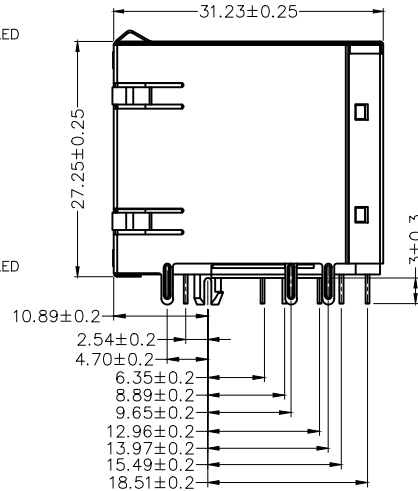
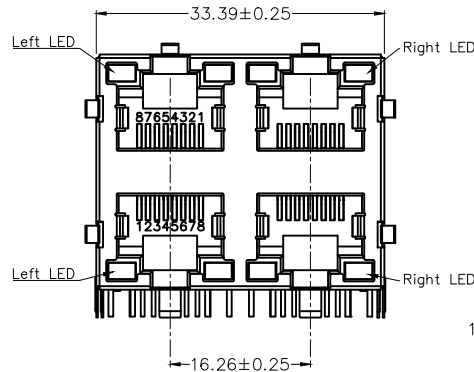
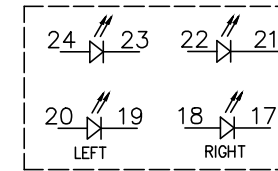
SPECIFICATIONS

Electrical

Current Rating: 1.5A AC(rms)/DC  
Voltage Rating: 125V AC(rms)/DC  
Contact Resistance: 30 mΩ Max  
Insulation Resistance: 500 MΩ Min / DC 500V  
Withstanding Voltage: 1000V AC r.m.s  
Operating Temperature: -40°C~+85°C

Material and Plating

Housing: PBT, 94V-0 ,Black  
Contact: Phosphor Bronze/Gold Plated  
Shell: Brass,T=0.20mm/Nickel Plated



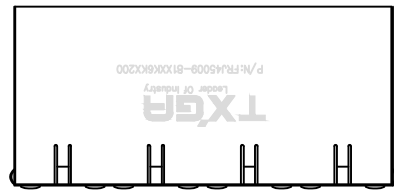
Ordering Information

FRJ45 009 - 4 1 XX K6 K X 2 0 0  
1 2 3 4 5 6 7 8 9

1 Category FRJ45-RJ45 Connector	2 Distinction No. 009	3 Ports options 4-4 Ports	4 Plating 1-Gold Plated
5 Thickness of plating 00-Gold flash 01-1μ" 03-3μ" Custom plate available	6 Color-Resin K6-Black	7 Packaging K-Tray	8 LED style 7-L: Yellow R: Green 2-L: Green R: Yellow
			9 Contact type 2-Round pin

<p>THIRD ANGLE PROJECTION</p>	GENERAL TOLERANCES (UNLESS SPECIFIED)		APPROVE BY LEO	DATE 28/JUN/23	PART NO. FRJ45009-41XXK6KX200	ITEM NO. FRJ45009	<p>Building Technology Cornerstone</p>
	X. ±0.30	X.' ±5'	CHECKED BY GISELLE	DATE 28/JUN/23	TITLE RJ45 Connectors 8P8C 90°Angle		
DESIGN UNITS METRIC	X.X ±0.20	X.X' ±2'	DRAWN BY MATT	DATE 28/JUN/23	THIS DRAWING CONTAINS INFORMATION THAT IS PROPRIETARY TO TXGA INDUSTRIAL ELECTRONICS(S.Z)CO.,LTD AND SHOULD NOT BE USED WITHOUT WRITTEN PERMISSION		
SCALE 5:1	SIZE A4	X.XX ±0.15	X.XX' ±1'				
		X.XXX ±0.10	X.XXX' ±0.5'				

REV	LOCATIONS	DESCRIPTION	DATE	REVSER	APPD



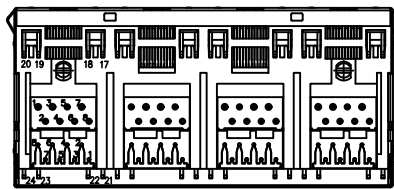
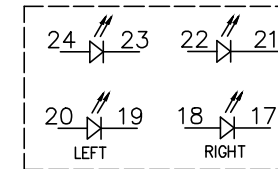
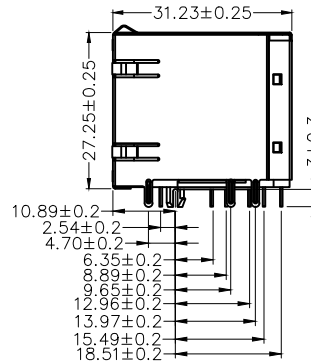
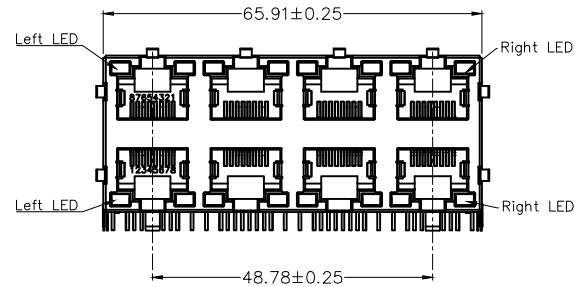
**SPECIFICATIONS**

**Electrical**

Current Rating: 1.5A AC(rms)/DC  
Voltage Rating: 125V AC(rms)/DC  
Contact Resistance: 30 mΩ Max  
Insulation Resistance: 500 MΩ Min / DC 500V  
Withstanding Voltage: 1000V AC r.m.s  
Operating Temperature: -40°C~+85°C

**Material and Plating**

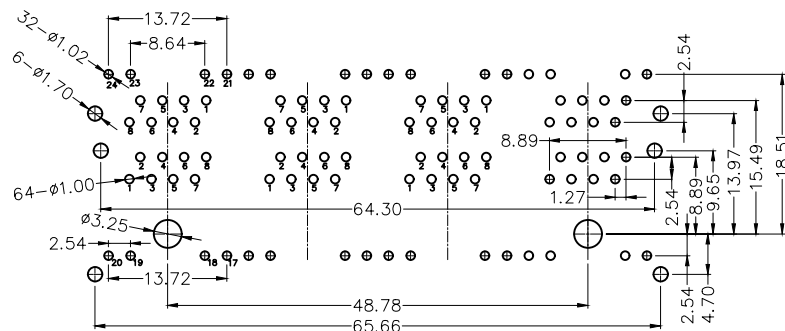
Housing: PBT, 94V-0 ,Black  
Contact: Phosphor Bronze/Gold Plated  
Shell: Brass,T=0.20mm/Nickel Plated



**Ordering Information**

FRJ45 009 — 8 1 XX K6 K X 2 0 0  
1 2 3 4 5 6 7 8 9 10

1	Category FRJ45-RJ45 Connector	2	Distinction No. 009	3	Ports options 8-8 Ports	4	Plating 1-Gold Plated		
5	Thickness of plating 00-Gold flash 01-1μ" 03-3μ" Custom plate available	6	Color-Resin K6-Black	7	Packaging K-Tray	8	LED style 7-L: Yellow R: Green 2-L: Green R: Yellow	9	Contact type 2-Round pin

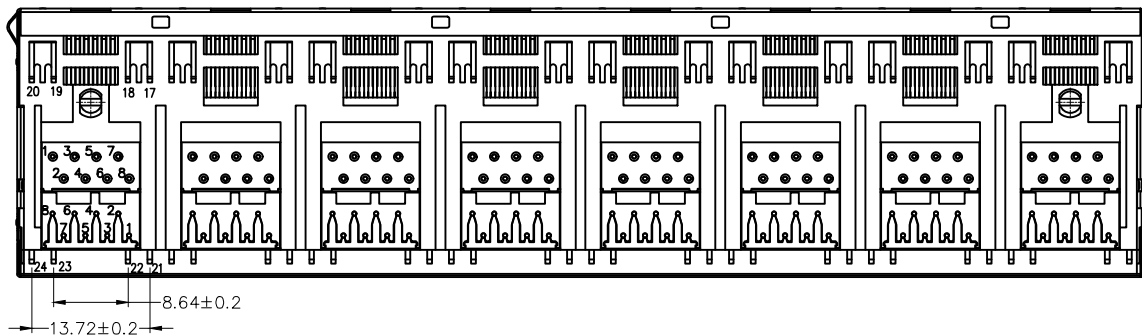
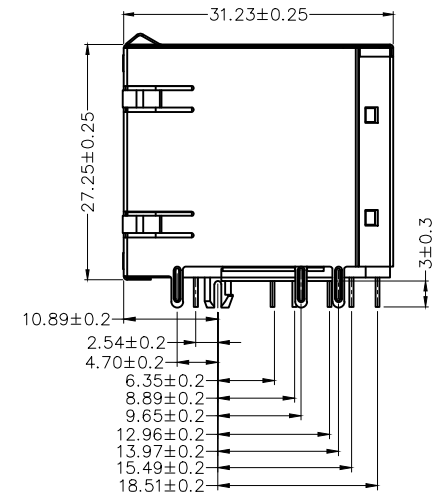
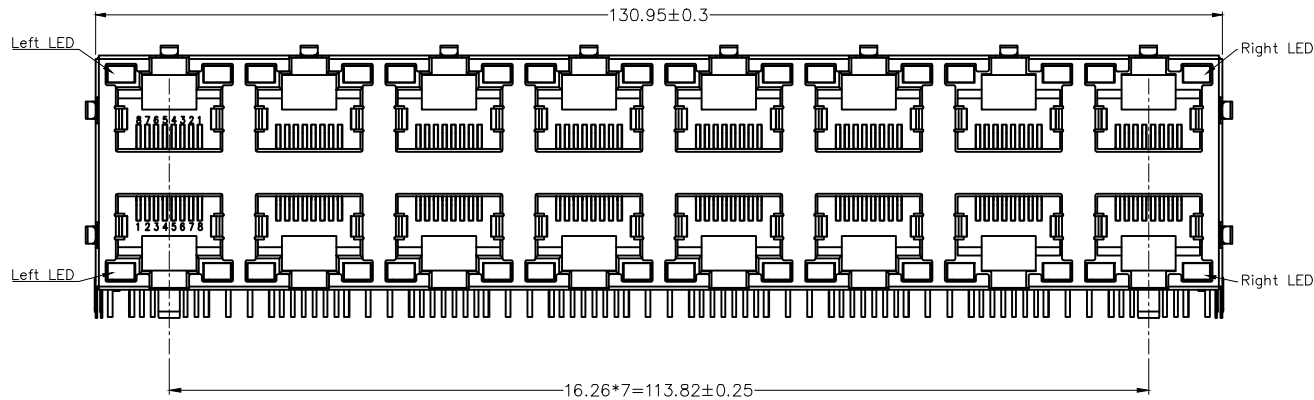
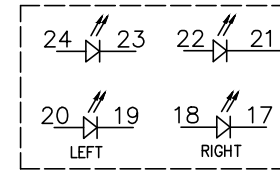
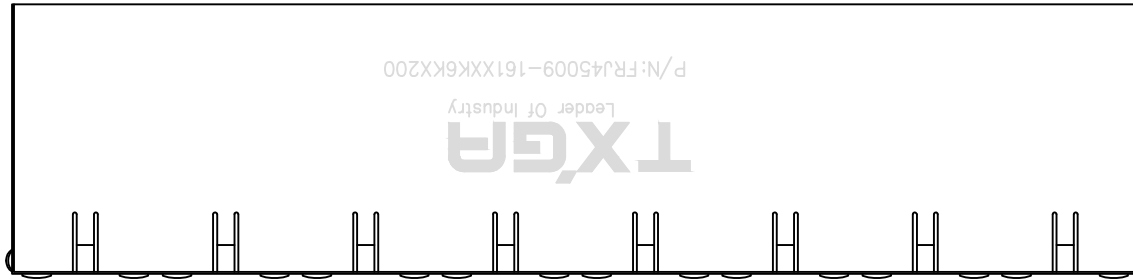


Recommended P.C.Board Layout

 THIRD ANGLE PROJECTION	GENERAL TOLERANCES (UNLESS SPECIFIED)		APPROVE BY LEO	DATE 28/JUN/23	PART NO. FRJ45009-81XXK6KX200	ITEM NO. FRJ45009	 Building Technology Cornerstone
	X. ±0.30	X.' ±5'	CHECKED BY GISELLE	DATE 28/JUN/23	TITLE RJ45 Connectors 8P8C 90°Angle		
DESIGN UNITS METRIC	X.X ±0.15	X.XX' ±1'	DRAWN BY MATT	DATE 28/JUN/23	THIS DRAWING CONTAINS INFORMATION THAT IS PROPRIETARY TO TXGA INDUSTRIAL ELECTRONICS(S.Z)CO.,LTD AND SHOULD NOT BE USED WITHOUT WRITTEN PERMISSION		
SCALE 5:1	SIZE A4	X.XXX ±0.10	X.XXX' ±0.5'				

1 2 3 4 5 6 7 8

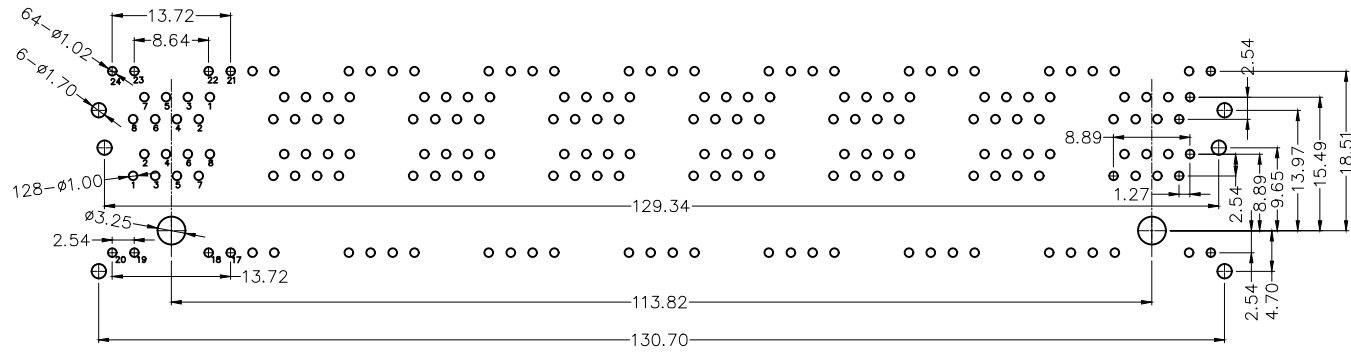
REV	LOCATIONS	DESCRIPTION	DATE	REVSER	APPD



<p>THIRD ANGLE PROJECTION</p>	GENERAL TOLERANCES (UNLESS SPECIFIED)		APPROVE BY	DATE	PART NO.	ITEM NO.	<p>Building Technology Cornerstone</p>
	X. ±0.30	X.' ±5'	CHECKED BY	DATE	FRJ45009-161XXK6KX200	FRJ45009	
	DESIGN UNITS	X.X ±0.20	X.X' ±2'	GISELLE			DATE
	METRIC	X.XX ±0.15	X.XX' ±1'	DRAWN BY	DATE	RJ45 Connectors 8P8C 90°Angle	SHEET NO. 4/5
SCALE	SIZE	X.XXX ±0.10	X.XXX' ±0.5'	MATT	DATE	THIS DRAWING CONTAINS INFORMATION THAT IS PROPRIETARY TO TXGA INDUSTRIAL ELECTRONICS(S.Z)CO.,LTD AND SHOULD NOT BE USED WITHOUT WRITTEN PERMISSION	
5:1	A4				28/JUN/23		

1 2 3 4 5 6 7 8

REV	LOCATIONS	DESCRIPTION	DATE	REVSER	APPD



Recommended P.C.Board Layout

### Ordering Information

FRJ45 009 — 16 1 XX K6 K X 2 0 0  
 1 2 3 4 5 6 7 8 9

#### SPECIFICATIONS

##### Electrical

Current Rating: 1.5A AC(rms)/DC  
 Voltage Rating: 125V AC(rms)/DC  
 Contact Resistance: 30 mΩ Max  
 Insulation Resistance: 500 MΩ Min / DC 500V  
 Withstanding Voltage: 1000V AC r.m.s  
 Operating Temperature: -40°C~+85°C

##### Material and Plating

Housing: PBT, 94V-0 ,Black  
 Contact: Phosphor Bronze/Gold Plated  
 Shell: Brass,T=0.20mm/Nickel Plated

1	Category FRJ45-RJ45 Connector	2	Distinction No. 009	3	Ports options 16-16 Ports	4	Plating 1-Gold Plated
5	Thickness of plating 00-Gold flash 01-1μ" 03-3μ" Custom plate available	6	Color-Resin K6-Black	7	Packaging K-Tray	8	LED style 7-L: Yellow R: Green 2-L: Green R: Yellow
9	Contact type 2-Round pin						

 THIRD ANGLE PROJECTION	GENERAL TOLERANCES (UNLESS SPECIFIED)		APPROVE BY LEO	DATE 28/JUN/23	PART NO. FRJ45009-161XXK6KX200	ITEM NO. FRJ45009	 Building Technology Cornerstone	
	X. ±0.30	X.' ±5'	CHECKED BY GISELLE	DATE 28/JUN/23	TITLE RJ45 Connectors 8P8C 90°Angle			REV 0
	DESIGN UNITS METRIC	X.X ±0.20	X.X' ±2'	DRAWN BY MATT	DATE 28/JUN/23	THIS DRAWING CONTAINS INFORMATION THAT IS PROPRIETARY TO TXGA INDUSTRIAL ELECTRONICS(S.Z)CO.,LTD AND SHOULD NOT BE USED WITHOUT WRITTEN PERMISSION		
	SCALE 5:1	SIZE A4	X.XX ±0.15	X.XX' ±1'	X.XXX ±0.10	X.XXX' ±0.5'		