

REV	LOCATIONS	DESCRIPTION	DATE	REVISER	APPD
1	△	1. Add the "TXGA" logo 2. Size Changes 3. Part No.: Change FRJ45146 into FRJ45014	31/MAY/18	KATE	ERIC

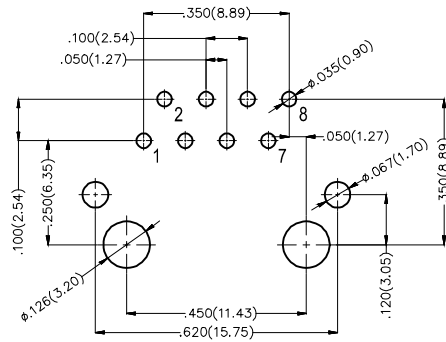
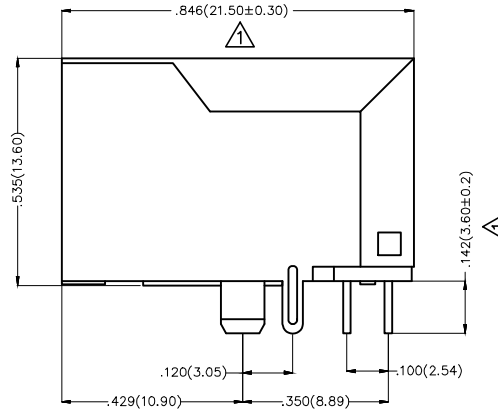
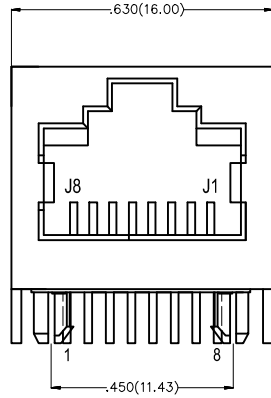

SPECIFICATIONS

Electrical

Current Rating: 1.5A AC(rms)/DC
Voltage Rating: 125V AC(rms)/DC
Contact Resistance: 30 mΩ Max
Insulation Resistance: 500 MΩ Min / DC 500V
Withstanding Voltage: 1000V AC r.m.s
Operating Temperature: -0°C~+70°C

Material and Plating

Housing: PBT (UL 94V-0) Black
Contact: Phosphor Bronze/ Selective gold in contact area, tin on tail
Shell: Brass/Nickel Plated



Recommended P.C.Board Layout

Ordering Information

FRJ45 014 — 1 3 XX K6 K 0 1 0 1
1 2 3 4 5 6 7 8 9

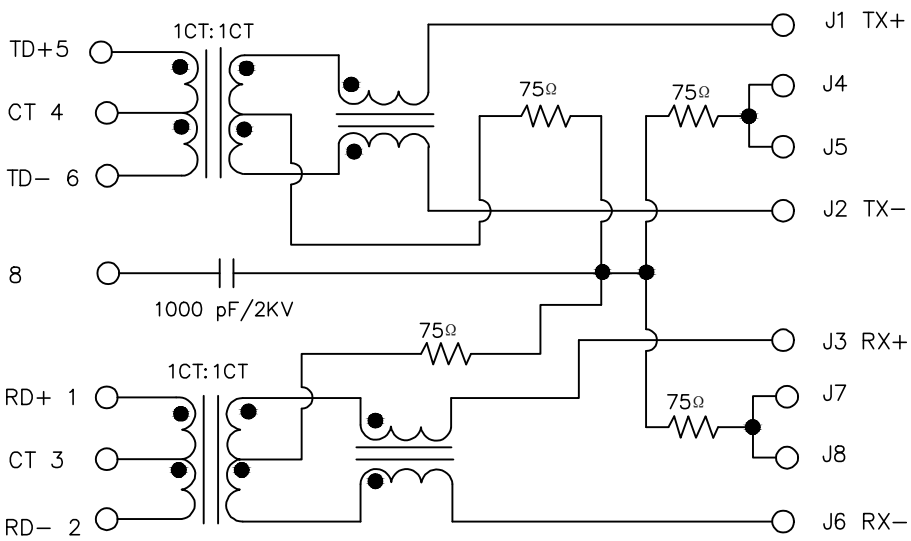
1 Category FRJ45-RJ45 Connector	2 Distinction No. 014	3 Ports options 1-1 Port	4 Plating 3-Selective gold in contact area, tin on tail
5 Thickness of plating 00-Gold flash 03-3μ" Custom plate available	6 Color-Resin K6-Black	7 Packaging K-Tray	8 Contact type 1-Square pin
			9 Pin circuits 1-100Base-T

 THIRD ANGLE PROJECTION	GENERAL TOLERANCES (UNLESS SPECIFIED)		APPROVE BY VERNON	DATE 21/AUG/17	PART NO. △ FRJ45014-13XXK6K0101	ITEM NO. FRJ45014	 TXGA Leader Of Industry
	DESIGN UNITS Inch (metric)	X.±.020(0.50) X.X±.008(0.20)	X.±5' .X±2'	CHECKED BY KATE	DATE 21/AUG/17	TITLE RJ45 Connector 8P8C 90°Angle(100Base-T)	
SCALE 5:1	SIZE A4	X.XX±.004(0.10) X.XXX±.002(0.05)	.XX±1' .XXX±0.5'	DRAWN BY LXF	DATE 21/AUG/17	THIS DRAWING CONTAINS INFORMATION THAT IS PROPRIETARY TO TXGA INDUSTRIAL ELECTRONICS(S.Z)CO.,LTD AND SHOULD NOT BE USED WITHOUT WRITTEN PERMISSION	
						REV 1	SHEET NO. 1/2

1 2 3 4 5 6 7 8

REV	LOCATIONS	DESCRIPTION	DATE	REVISED	APPD

A
B
C
D
E
F



Electrical Specifications@25°C±5°C					
Turns Ratio(±3%)		OCL(μH Min) @100KHz/0.1V		Insertion Loss (dB Max)	
TX	RX	With 8mA DC Bias		0.5-100MHz	
1CT:1CT	1CT:1CT	350		-1.1	
Retrun Loss (dB Min)		Cross talk (dB Min)		CMR (dB Min)	
0.5-30MHz	30.1-60MHz	60.1-80MHz	0.5-40MHz	40.1-100MHz	0.5-100MHz
-18	-18~-20 LOG(f/30)	-12	-35	-33~-20LOG(f/50)	-30

A
B
C
D
E
F

<p>THIRD ANGLE PROJECTION</p>	GENERAL TOLERANCES (UNLESS SPECIFIED)		APPROVE BY VERNON	DATE 21/AUG/17	PART NO. FRJ45014-13XXK6K0101	ITEM NO. FRJ45014	<p>Leader Of Industry</p>	
	DESIGN UNITS Inch (metric)	X.±.020(0.50)	X.±5'	CHECKED BY KATE	DATE 21/AUG/17	TITLE RJ45 Connector 8P8C 90°Angle(100Base-T)		REV 1
	SCALE 5:1	X.XX±.008(0.20)	.X'±2'	DRAWN BY LXF	DATE 21/AUG/17	THIS DRAWING CONTAINS INFORMATION THAT IS PROPRIETARY TO TXGA INDUSTRIAL ELECTRONICS(S.Z)CO.,LTD AND SHOULD NOT BE USED WITHOUT WRITTEN PERMISSION		
	SIZE A4	X.XXX±.004(0.10)	.XX'±1'					

1 2 3 4 5 6 7 8