

REV	LOCATIONS	DESCRIPTION	DATE	REVISER	APPD
1	△	Part No.: Change FRJ45138 into FRJ45022	01/JUN/18	KATE	ERIC

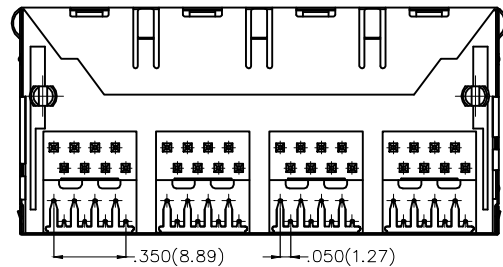
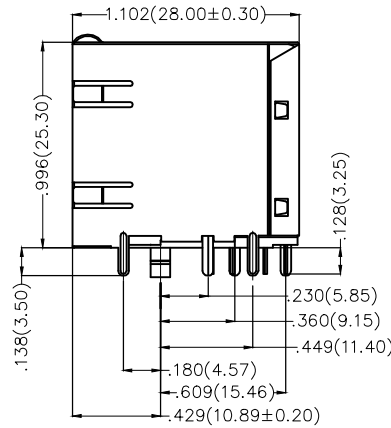
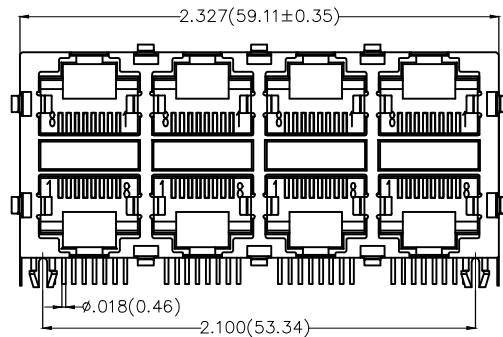
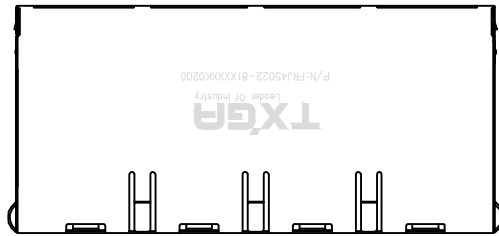
**SPECIFICATIONS**

**Electrical**

Current Rating: 1.5A AC(rms)/DC  
Voltage Rating: 125V AC(rms)/DC  
Contact Resistance: 30 mΩ Max  
Insulation Resistance: 500 MΩ Min / DC 500V  
Withstanding Voltage: 500V AC r.m.s  
Operating Temperature: -40°C~+85°C

**Material and Plating**

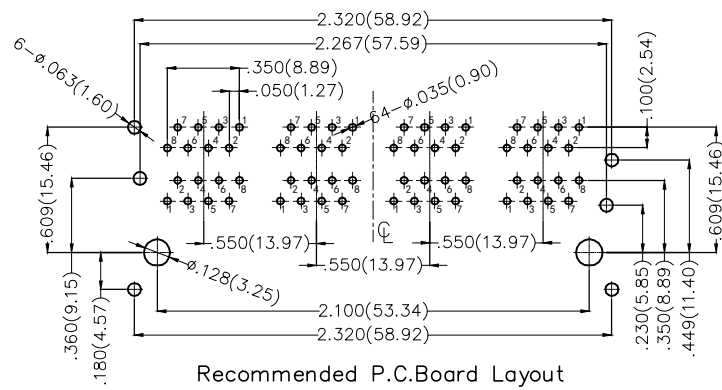
Housing: Thermoplastic (UL 94V-0)  
Contact: Phosphor Bronze  
Shell: Brass  
Plating  
Contact: Gold Plated Over Nickel  
Shell: Nickel Plated



**Ordering Information**

FRJ45 022 - 8 1 XX XX K 0 2 0 0  
1 2 3 4 5 6 7 8

1 Category FRJ45-RJ45 Connector	2 Distinction No. 022	3 Ports options 8-8 Ports	4 Plating 1-Gold Plated
5 Thickness of plating 00-Gold flash 03-3μ" Custom plate available	6 Color-Resin K6-Black U1-Blue	7 Packaging K-Tray	8 Contact type 2-Round pin



 THIRD ANGLE PROJECTION	GENERAL TOLERANCES (UNLESS SPECIFIED)		APPROVE BY FRANK	DATE 22/JUN/17	PART NO. △ FRJ45022-81XXXXK0200	ITEM NO. FRJ45022	 Leader Of Industry
	DESIGN UNITS Inch (metric)	X.±.012(0.30)	.X'±5'	CHECKED BY CHERRY	DATE 22/JUN/17	TITLE RJ45 Connectors 8P8C 90°Angle	
SCALE 5:1	SIZE A4	X.XX±.006(0.15)	.XX'±1"	DRAWN BY LXF	DATE 22/JUN/17	THIS DRAWING CONTAINS INFORMATION THAT IS PROPRIETARY TO TXGA INDUSTRIAL ELECTRONICS(S.Z)CO.,LTD AND SHOULD NOT BE USED WITHOUT WRITTEN PERMISSION	
		X.XXX±.004(0.10)	.XXX'±0.5"				