

1 2 3 4 5 6 7 8

REV	LOCATIONS	DESCRIPTION	DATE	REVISER	APPD
1		1. Add the "TXGA" logo 2. Part No.: Change FRJ45137 into FRJ45023	31/MAY/18	KATE	ERIC

SPECIFICATIONS

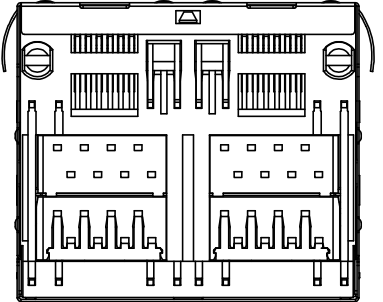
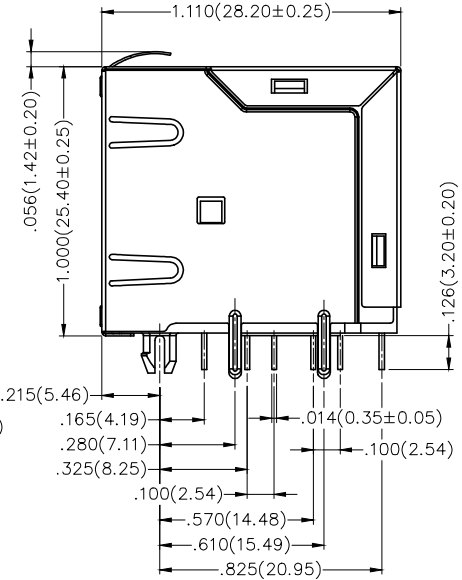
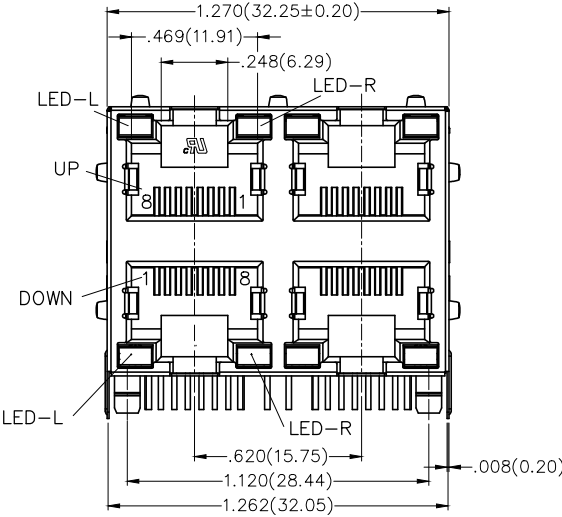
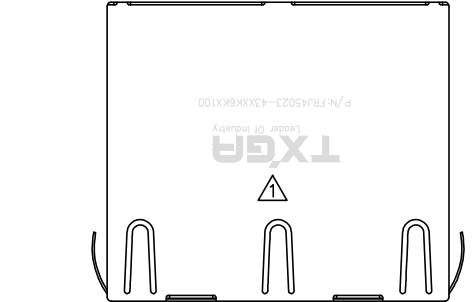
Electrical
 Current Rating: 1.5A AC(rms)/DC
 Voltage Rating: 125V AC(rms)/DC
 Contact Resistance: 50 mΩ Max
 Insulation Resistance: 500 MΩ Min / DC 500V
 Withstanding Voltage: 1000V AC r.m.s
 Operating Temperature: -40°C~+85°C

Material and plating
 Housing: Thermoplastic (UL 94V-0), Black
 Contact: Phosphor Bronze/ Selective gold in contact area, tin on tail
 Shell: Copper alloy/ Nickel plated

Ordering Information

FRJ45 023 - 4 3 XX K6 K X 1 0 0
 1 2 3 4 5 6 7 8 9

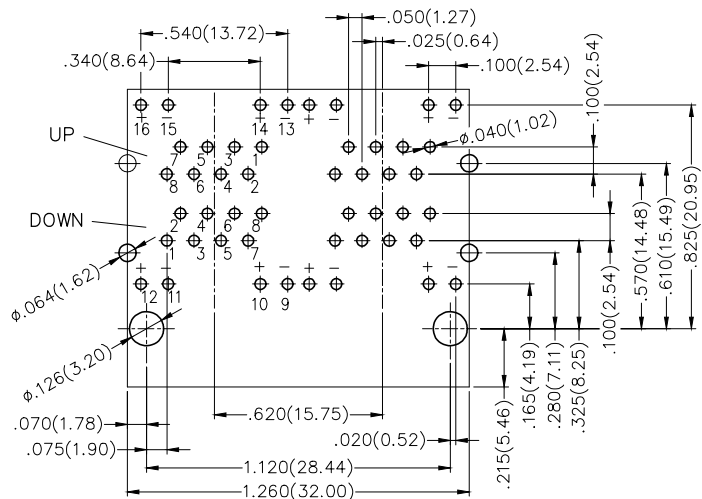
1 Category FRJ45-RJ45 Connector	2 Distinction No. 023	3 Ports options 4-4 Ports	4 Plating 3-Selective gold in contact area, tin on tail	5 Thickness of plating 00-Gold flash 02-2μ" Custom plate available
6 Color-Resin K6-Black	7 Packaging K-Tray	8 LED style 1-L: Yellow R: Green 2-L: Green R: Yellow C-L: Green+orange R: Green	9 Contact type 1-Square pin	



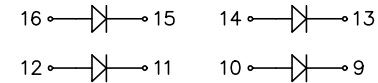
 THIRD ANGLE PROJECTION	GENERAL TOLERANCES (UNLESS SPECIFIED)		APPROVE BY FRANK	DATE 13/JUN/17	PART NO. FRJ45023-43XXK6KX100	ITEM NO. FRJ45023	 Leader Of Industry
	DESIGN UNITS Inch (metric)	X.X±.012(0.30)	X'±5'	CHECKED BY CHERRY	DATE 13/JUN/17	TITLE RJ45 Connector 8P8C 90° Angle	
SCALE 5:1	SIZE A4	X.XX±.006(0.15)	.XX±1'	DRAWN BY KATE	DATE 13/JUN/17	THIS DRAWING CONTAINS INFORMATION THAT IS PROPRIETARY TO TXGA INDUSTRIAL ELECTRONICS(S.Z)CO.,LTD AND SHOULD NOT BE USED WITHOUT WRITTEN PERMISSION	

1 2 3 4 5 6 7 8

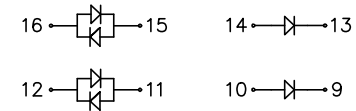
REV	LOCATIONS	DESCRIPTION	DATE	REVISER	APPD



Recommended P.C.Board Layout



Single color
LED Style

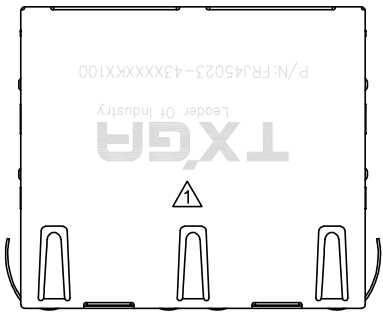


Double color
LED Style

 THIRD ANGLE PROJECTION	GENERAL TOLERANCES (UNLESS SPECIFIED)		APPROVE BY FRANK	DATE 13/JUN/17	PART NO. FRJ45023-43XXK6KX100	ITEM NO. FRJ45023	 Leader Of Industry		
	DESIGN UNITS Inch (metric)	X.±.012(0.30) X.X±.008(0.20)	X.±5° .X'±2°	CHECKED BY CHERRY	DATE 13/JUN/17	TITLE RJ45 Connector 8P8C 90° Angle		REV 1	SHEET NO. 2/2
	SCALE 5:1	SIZE A4	X.XX±.006(0.15) X.XXX±.004(0.10)	.XX'±1° .XXX'±0.5°	DRAWN BY KATE	DATE 13/JUN/17		THIS DRAWING CONTAINS INFORMATION THAT IS PROPRIETARY TO TXGA INDUSTRIAL ELECTRONICS(S.Z)CO.,LTD AND SHOULD NOT BE USED WITHOUT WRITTEN PERMISSION	

1 2 3 4 5 6 7 8

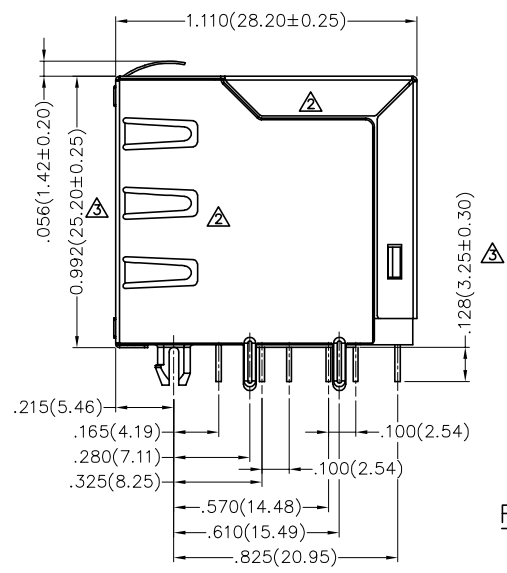
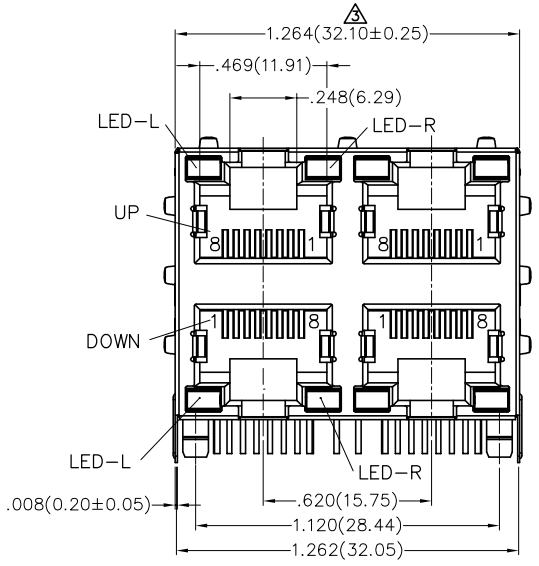
REV	LOCATIONS	DESCRIPTION	DATE	REVISER	APPD
1		Part No.: Change FRJ45137 into FRJ45023	31/MAY/18	KATE	ERIC
2		Structure change	01/AUG/19	KATE	CHERRY
3		Update dimensions and tolerances	01/DEC/23	MATT	LEO



SPECIFICATIONS

Electrical
 Current Rating: 1.5A AC(rms)/DC
 Voltage Rating: 125V AC(rms)/DC
 Contact Resistance: 50 mΩ Max
 Insulation Resistance: 500 MΩ Min / DC 500V
 Withstanding Voltage: 1000V AC r.m.s
 Operating Temperature: -40°C~+85°C

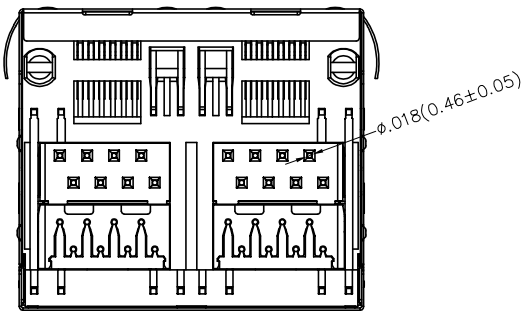
Material and plating
 Housing: Thermoplastic (UL 94V-0), Black
 Contact: Phosphor Bronze/ Gold plated
 Shell: Copper alloy/ Nickel plated



Ordering Information

FRJ45 023 - 4 3 XX XX K X 1 0 0
 1 2 3 4 5 6 7 8 9

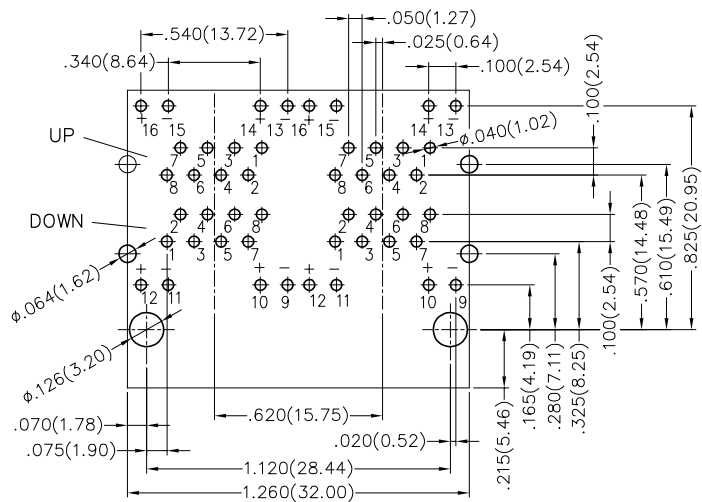
1 Category FRJ45-RJ45 Connector	2 Distinction No. 023	3 Ports options 4-4 Ports	4 Plating 3-Gold Plated	5 Thickness of plating 00-Gold flash 02-2μ" Custom plate available
6 Color-Resin U1-Blue Y1-Yellow	7 Packaging K-Tray	8 LED style 1-L: Yellow R: Green 2-L: Green R: Yellow	9 Contact type 1-Round pin	



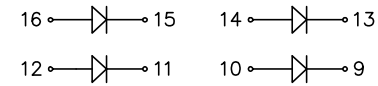
THIRD ANGLE PROJECTION	GENERAL TOLERANCES (UNLESS SPECIFIED)		APPROVE BY FRANK	DATE 13/JUN/17	PART NO. FRJ45023-43XXXXXXK100	ITEM NO. FRJ45023	 Building Technology Cornerstone	
	DESIGN UNITS Inch (metric)	X.±.012(0.30) X.X±.008(0.20) X.XX±.006(0.15) X.XXX±.004(0.10)	X'±5' .X'±2' .XX'±1' .XXX'±0.5'	CHECKED BY CHERRY	DATE 13/JUN/17	TITLE RJ45 Connector 8P8C 90° Angle		REV 3
SCALE 5:1	SIZE A4		DRAWN BY KATE	DATE 13/JUN/17	THIS DRAWING CONTAINS INFORMATION THAT IS PROPRIETARY TO TXGA INDUSTRIAL ELECTRONICS(S.Z)CO.,LTD AND SHOULD NOT BE USED WITHOUT WRITTEN PERMISSION			

1 2 3 4 5 6 7 8

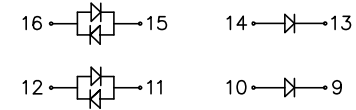
REV	LOCATIONS	DESCRIPTION	DATE	REVISER	APPD



Recommended P.C.Board Layout



Single color
LED Style



Double color
LED Style

 THIRD ANGLE PROJECTION	GENERAL TOLERANCES (UNLESS SPECIFIED)		APPROVE BY FRANK	DATE 13/JUN/17	PART NO. FRJ45023-43XXXXXK100	ITEM NO. FRJ45023	 Building Technology Cornerstone
	DESIGN UNITS Inch (metric)	X.±.012(0.30) X.X±.008(0.20)	X.±5' .X'±2'	CHECKED BY CHERRY	DATE 13/JUN/17	TITLE RJ45 Connector 8P8C 90° Angle	
SCALE 5:1	SIZE A4	X.XX±.006(0.15) X.XXX±.004(0.10)	.XX'±1' .XXX'±0.5'	DRAWN BY KATE	DATE 13/JUN/17	THIS DRAWING CONTAINS INFORMATION THAT IS PROPRIETARY TO TXGA INDUSTRIAL ELECTRONICS(S.Z)CO.,LTD AND SHOULD NOT BE USED WITHOUT WRITTEN PERMISSION	
						REV 3	SHEET NO. 2/2