

1 2 3 4 5 6 7 8

REV	LOCATIONS	DESCRIPTION	DATE	REVISER	APPD
1	△	Part No.: Change FRJ45128 into FRJ45030	01/JUN/18	KATE	ERIC

**SPECIFICATIONS**

**Electrical**

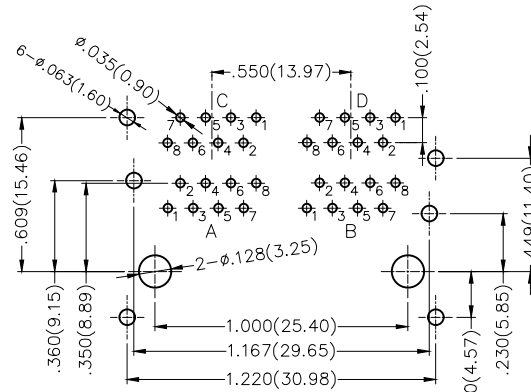
Current Rating: 1.5A AC(rms)/DC  
 Voltage Rating: 125V AC(rms)/DC  
 Contact Resistance: 30 mΩ Max  
 Insulation Resistance: 500 MΩ Min /DC 500V  
 Withstanding Voltage: 1000V AC r.m.s  
 Operating Temperature: -40°C~+85°C  
 Durability: 600 Cycles Min.

**Material**

Housing: Thermoplastic UL94V-0  
 Contact: Phosphor Bronze  
 Shell: Brass

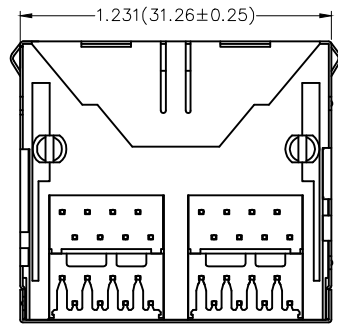
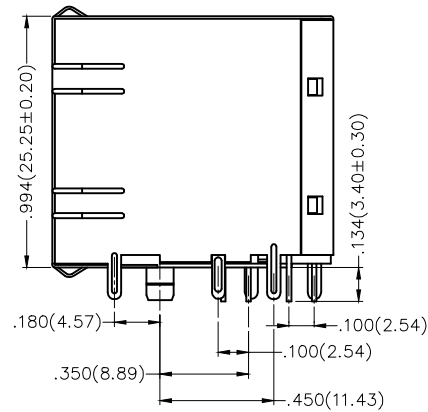
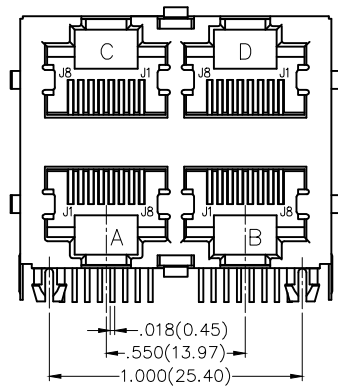
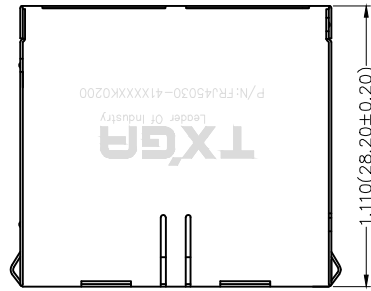
**Plating**

Contact: Gold Plated Over Nickel  
 Shell: Nickel Plated



**Recommended P.C.Board Layout**

Tolerances: ±.002(0.05)



**Ordering Information**

FRJ45 030 - 4 1 XX XX K 0 2 0 0  
 2 3 4 5 6 7 8

1 Category FRJ45-RJ45 Connector	2 Distinction No. 030	3 Ports options 4-4 Ports	4 Plating 1-Gold Plated
5 Thickness of plating 00-Gold flash 02-2μ" Custom plate available	6 Color-Resin U1-Blue Y1-Yellow	7 Packaging K-Tray	8 Contact type 2-Round pin

<p>THIRD ANGLE PROJECTION</p>	GENERAL TOLERANCES (UNLESS SPECIFIED)		APPROVE BY FRANK	DATE 26/AUG/16	PART NO. △ FRJ45030-41XXXXK0200	ITEM NO. FRJ45030	<p>Leader Of Industry</p>
	DESIGN UNITS Inch (metric)	X.±.012(0.30) X.X±.008(0.20) X.XX±.006(0.15) X.XXX±.004(0.10)	X.±5° .X'±2° .XX'±1° .XXX'±0.5°	CHECKED BY CHERRY	DATE 26/AUG/16	TITLE RJ45 Connector 8P8C 90° Angle	
SCALE 5:1	SIZE A4		DRAWN BY KATE	DATE 26/AUG/16	THIS DRAWING CONTAINS INFORMATION THAT IS PROPRIETARY TO TXGA INDUSTRIAL ELECTRONICS(S.Z)CO.,LTD AND SHOULD NOT BE USED WITHOUT WRITTEN PERMISSION		REV 1 SHEET NO. 1/2

1 2 3 4 5 6 7 8

1 2 3 4 5 6 7 8

REV	LOCATIONS	DESCRIPTION	DATE	REVISER	APPD
1	△	Part No.: Change FRJ45128 into FRJ45030	01/JUN/18	KATE	ERIC

A

A

B

B

C

C

D

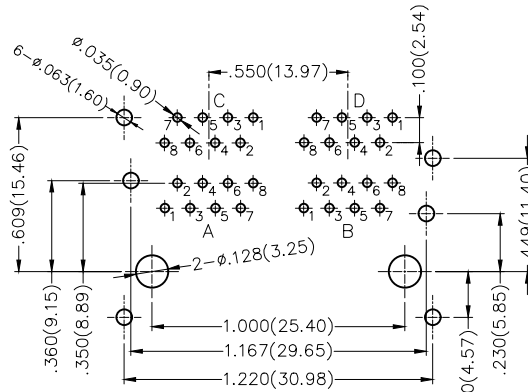
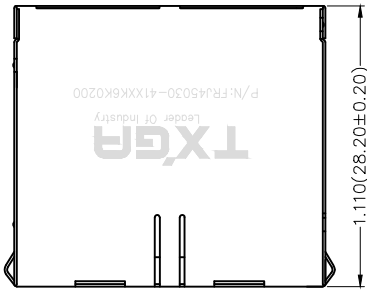
D

E

E

F

F



**Recommended P.C.Board Layout**  
Tolerances: ±.002(0.05)

**SPECIFICATIONS**

**Electrical**

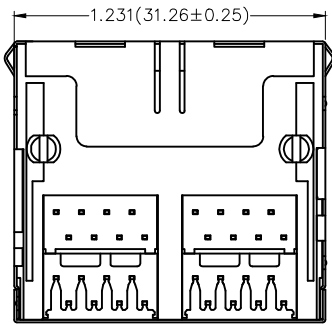
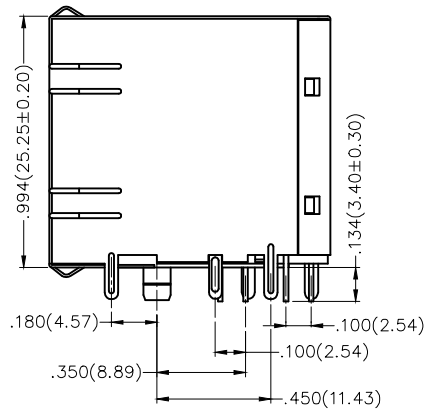
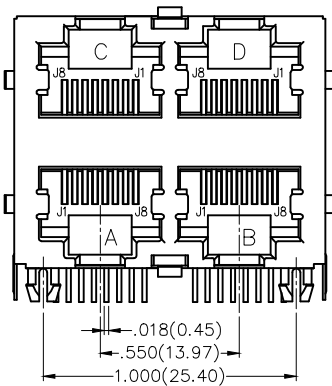
Current Rating: 1.5A AC(rms)/DC  
Voltage Rating: 125V AC(rms)/DC  
Contact Resistance: 30 mΩ Max  
Insulation Resistance: 500 MΩ Min /DC 500V  
Withstanding Voltage: 1000V AC r.m.s  
Operating Temperature: -40°C~+85°C  
Durability: 600 Cycles Min.

**Material**

Housing: Thermoplastic UL94V-0  
Contact: Phosphor Bronze  
Shell: Brass

**Plating**

Contact: Gold Plated Over Nickel  
Shell: Nickel Plated



**Ordering Information**

FRJ45 030 - 4 1 XX K6 K 0 2 0 0  
2 3 4 5 6 7 8

1 Category FRJ45-RJ45 Connector	2 Distinction No. 030	3 Ports options 4-4 Ports	4 Plating 1-Gold Plated
5 Thickness of plating 00-Gold flash 02-2μ" Custom plate available	6 Color-Resin K6-Black	7 Packaging K-Tray	8 Contact type 2-Round pin

<p>THIRD ANGLE PROJECTION</p>	GENERAL TOLERANCES (UNLESS SPECIFIED)		APPROVE BY FRANK	DATE 26/AUG/16	PART NO. △ FRJ45030-41XXK6K0200	ITEM NO. FRJ45030	<p>Leader Of Industry</p>	
	X.±.012(0.30)	X.±5'	CHECKED BY CHERRY	DATE 26/AUG/16	TITLE RJ45 Connector 8P8C 90° Angle			REV 0
DESIGN UNITS Inch (metric)	X.X±.008(0.20)	X.±2'	DRAWN BY KATE	DATE 26/AUG/16	THIS DRAWING CONTAINS INFORMATION THAT IS PROPRIETARY TO TXGA INDUSTRIAL ELECTRONICS(S.Z)CO.,LTD AND SHOULD NOT BE USED WITHOUT WRITTEN PERMISSION			
SCALE 5:1	SIZE A4	X.XX±.006(0.15)						
		X.XXX±.004(0.10)						

1 2 3 4 5 6 7 8