

REV	LOCATIONS	DESCRIPTION	DATE	REVISER	APPD
1		Part No.: Change FRJ45122 into FRJ45033	31/MAY/18	KATE	ERIC
2		Size Change	03/AUG/20	CHERRY	KATE
3		Size and structure changes	05/FEB/21	KATE	CHERR

SPECIFICATIONS

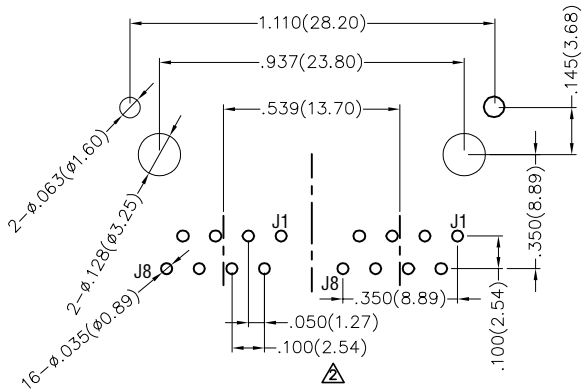
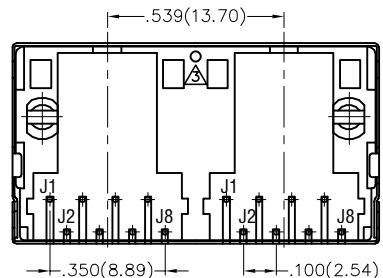
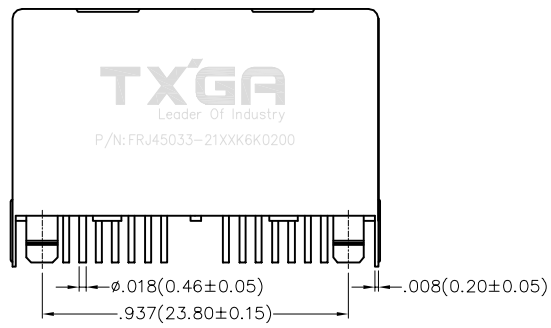
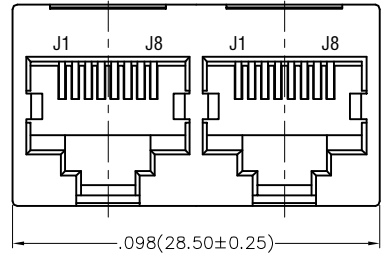
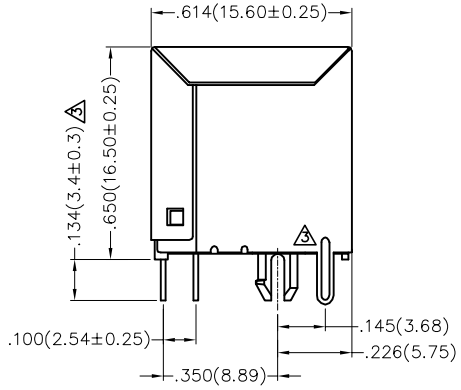
Electrical
 Current Rating: 1.5A AC(rms)/DC
 Voltage Rating: 125V AC(rms)/DC
 Contact Resistance: 30 mΩ Max
 Insulation Resistance: 500 MΩ Min / DC 500V
 Withstanding Voltage: 1000V AC r.m.s
 Operating Temperature: -40°C~+85°C

Material and Plating
 Housing: PBT (UL 94V-0), Black
 Contact: Phosphor Bronze/ Gold Plated
 Shell: Brass/ Nickel Plated

Ordering Information

FRJ45 033 — 2 1 XX K6 K 0 2 0 0
 1 2 3 4 5 6 7 8

- | | | | | |
|--------------------------------------|----------------------------|---------------------------------|------------------------------|---|
| 1 Category
FRJ45-RJ45 Connector | 2 Distinction No.
033 | 3 Ports options
2-2 Ports | 4 Plating
1-Gold Plated | 5 Thickness of plating
00-Gold flash
03-3μ"
Custom plate available |
| 6 Color-Resin
K6-Black | 7 Packaging
K-Tray | 8 Contact type
2-Round pin | | |



Recommended P.C.Board Layout
 Tolerances: ±.002(±0.05)

 THIRD ANGLE PROJECTION	GENERAL TOLERANCES (UNLESS SPECIFIED)		APPROVE BY FRANK	DATE 18/JUN/13	PART NO. FRJ45033-21XXK6K0200	ITEM NO. FRJ45033	 Leader Of Industry	
	X.±.012(0.30)	X.±5'	CHECKED BY KEVIN	DATE 18/JUN/13	TITLE RJ45 Connector 8P8C 180° Vertical			REV 3
DESIGN UNITS Inch (metric)	X.X±.008(0.20)	X.±2'	DRAWN BY CHERRY	DATE 18/JUN/13	THIS DRAWING CONTAINS INFORMATION THAT IS PROPRIETARY TO TXGA INDUSTRIAL ELECTRONICS(S.Z)CO.,LTD AND SHOULD NOT BE USED WITHOUT WRITTEN PERMISSION			
SCALE 5:1	SIZE A4	X.XX±.006(0.15)						
		X.XXX±.004(0.10)						