

| REV | LOCATIONS | DESCRIPTION | DATE | REVISER | APPD |
|-----|-----------|--|-----------|---------|--------|
| 1 | ▲ | 1. Dimension: Change 3.80 into 3.20mm; 2. Part No.: Change FRJ45106 into FRJ45045 | 31/MAY/18 | KATE | ERIC |
| 2 | ▲ | 1. Correct the terminal specification; 2. Add dimensions | 25/OCT/18 | KATE | ANDY |
| 3 | ▲ | Size change | 18/JUN/20 | KATE | CHERRY |

SPECIFICATIONS

Electrical Performances
 Current Rating: 1.5A AC(rms)/DC
 Voltage Rating: 125V AC(rms)/DC
 Contact Resistance: 30 mΩ Max
 Insulation Resistance: 500 MΩ MIN
 Withstanding Voltage: 1000V AC r.m.s

Material and Plating
 Housing: PBT (UL 94V-0)
 Contact: Phosphor Bronze/
 Selective gold in contact area, tin on tail
 Shell: Copper Alloy/ Nickel Plated

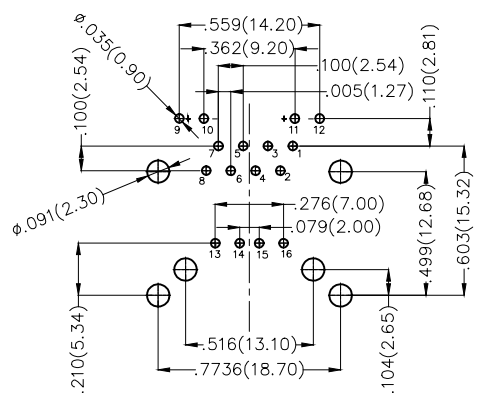
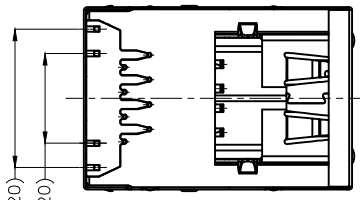
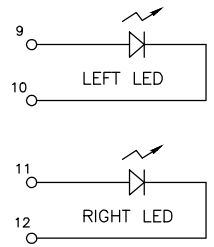
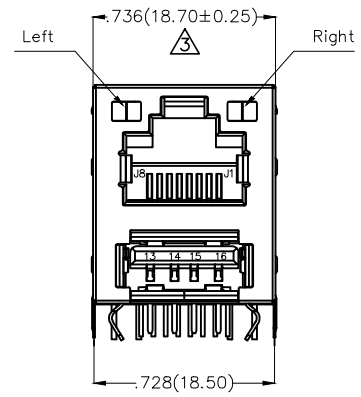
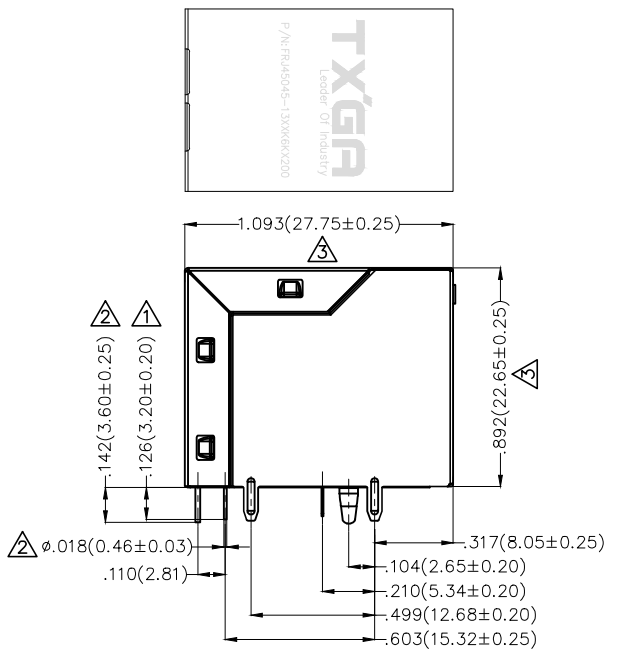
Mechanical Performances
 Mating/Unmating Force: 30N Max
 Retention Strength: 50N For 60s±5s
 Durability: 750 Cycles Min.

Environmental Characteristics
 Temperature Range-Operating: -40°C~+85°C

Ordering Information

FRJ45 045 - 1 3 XX K6 K X 2 0 0
 1 2 3 4 5 6 7 8 9

| | | | | |
|------------------------------------|--------------------------|---|--|---|
| 1 Category FRJ45-RJ45 Connector | 2 Distinction No. 045 | 3 Ports options 1-1 Port | 4 Plating 3-Selective gold in contact area, tin on tail | 5 Thickness of plating 00-Gold flash 03-3μ" Custom plate available |
| 6 Color-Resin K6-Black | 7 Packaging K-Tray | 8 LED style 1-L: Yellow R: Green 2-L: Green R: Yellow | 9 Contact type 2-Round pin ▲ | |



Recommended P.C.Board Layout

| | | | | | | | |
|------------------------|---------------------------------------|---|----------------------|-------------------|--|----------------------|------------------------|
| THIRD ANGLE PROJECTION | GENERAL TOLERANCES (UNLESS SPECIFIED) | | APPROVE BY FRANK | DATE 18/JUN/13 | PART NO. ▲ FRJ45045-13XXK6KX200 | ITEM NO. FRJ45045 | Leader Of Industry |
| | DESIGN UNITS Inch (metric) | X.±.012(0.30) X.±5' X.X±.008(0.20) .X'±2' X.XX±.006(0.15) .XX'±1' | CHECKED BY CHERRY | DATE 18/JUN/13 | | | |
| SCALE 5:1 | SIZE A4 | X.XXX±.004(0.10) .XXX'±0.5' | DRAWN BY KEVIN | DATE 18/JUN/13 | THIS DRAWING CONTAINS INFORMATION THAT IS PROPRIETARY TO TXGA INDUSTRIAL ELECTRONICS(S.Z)CO.,LTD AND SHOULD NOT BE USED WITHOUT WRITTEN PERMISSION | | |