

REV	LOCATIONS	DESCRIPTION	DATE	REVISER	APPD
1	△	1. Dimension: Change 2.62 into 3.25mm 2. Part No.: Change FRJ4598 into FRJ45050	01/JUN/18	Vandy	Eric
2	△	Dimension Changes	15/APR/22	MATT	KATE
3	△	Update drwaing Add back view	25/JUL/25	MATT	LEO

SPECIFICATIONS

Electrical
 Current Rating: 1.5A AC(rms)/DC
 Voltage Rating: 125V AC(rms)/DC
 Contact Resistance: 40 mΩ Max
 Insulation Resistance: 500 MΩ Min / DC 500V
 Withstanding Voltage: 1000V AC r.m.s
 Operating Temperature: -40°C~+85°C
 Durability: 750 Cycles Min.

Material and Plating
 Housing: PA46 UL94V-0, Black
 Contact: Phosphor Bronze/ Gold Plated
 Shell: Brass/ Nickel Plated

Circuits	Left	Circuits	Right
11	-	9	-
12	+	10	+

Ordering Information

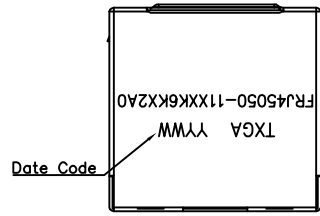
FRJ45 050 - 1 1 XX K6 K X 2 0 0
 1 2 3 4 5 6 7 8 9

1 Category FRJ45-RJ45 Connector	2 Distinction No. 050	3 Ports options 1-1 Port	4 Plating 1-Gold Plated	5 Thickness of plating 00-Gold flash 03-3μ" Custom plate available
6 Color-Resin K6-Black	7 Packaging K-Tray	8 LED style 1-L: Yellow R: Green 2-L: Green R: Yellow	9 Contact type 2-Round pin	

Recommended P.C.Board Layout

THIRD ANGLE PROJECTION	GENERAL TOLERANCES (UNLESS SPECIFIED)		APPROVE BY FRANK	DATE 18/JUN/13	PART NO. △ FRJ45050-11XXX6KX200	ITEM NO. FRJ45050	
	DESIGN UNITS Inch (metric)	X.±.012(0.30) X.±.008(0.20) X.XX±.006(0.15) X.XXX±.004(0.10)	X.±5° .X'±2° .XX'±1° .XXX'±0.5°	CHECKED BY CHERRY	DATE 18/JUN/13	TITLE RJ45 Connector 8P8C 90° Angle	
SCALE 5:1	SIZE A4		DRAWN BY KATE	DATE 18/JUN/13	THIS DRAWING CONTAINS INFORMATION THAT IS PROPRIETARY TO TXGA INDUSTRIAL ELECTRONICS(S.Z)CO.,LTD AND SHOULD NOT BE USED WITHOUT WRITTEN PERMISSION		REV 3 SHEET NO. 1/1

REV	LOCATIONS	DESCRIPTION	DATE	REVISER	APPD
1	△	Update drwaing Add back view	25/JUL/25	MATT	LEO



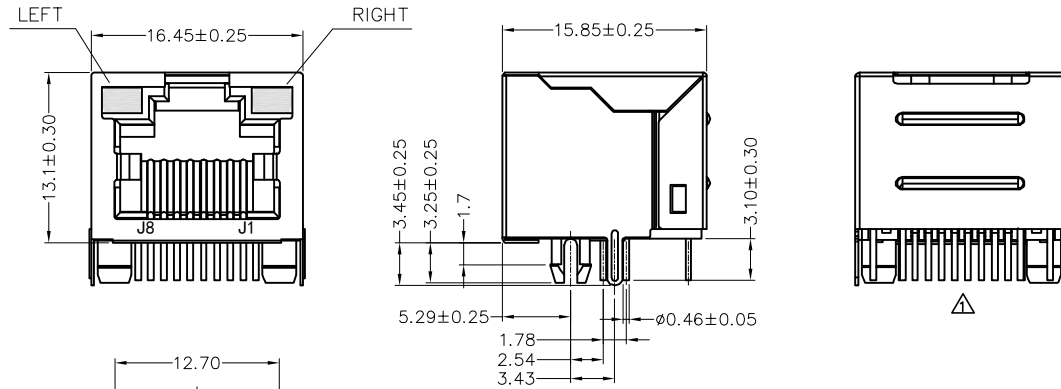
SPECIFICATIONS

Electrical

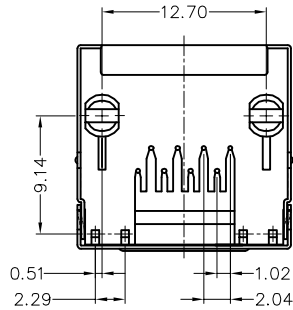
Current Rating: 1.5A AC(rms)/DC
Voltage Rating: 125V AC(rms)/DC
Contact Resistance: 40 mΩ Max
Insulation Resistance: 500 MΩ Min / DC 500V
Withstanding Voltage: 1000V AC r.m.s
Operating Temperature: -40°C~+85°C
Durability: 750 Cycles Min.

Material and Plating

Housing: PA46 UL94V-0, Black
Contact: Phosphor Bronze/ Gold Plated
Shell: Brass/ Nickel Plated



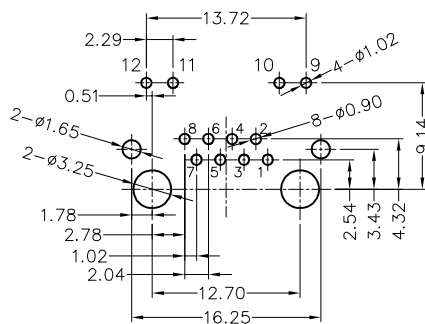
Circuits	Left	Circuits	Right
11	+	9	+
12	-	10	-



Ordering Information

FRJ45 050 - 1 1 XX K6 K X 2 A 0
1 2 3 4 5 6 7 8 9 10

1 Category FRJ45-RJ45 Connector	2 Distinction No. 050	3 Ports options 1-1 Port	4 Plating 1-Gold Plated	5 Thickness of plating 00-Gold flash 03-3μ" Custom plate available
6 Color-Resin K6-Black	7 Packaging K-Tray	8 LED style 1-L: Yellow R: Green 2-L: Green R: Yellow	9 Contact type 2-Round pin	10 Distinction type A-A Type

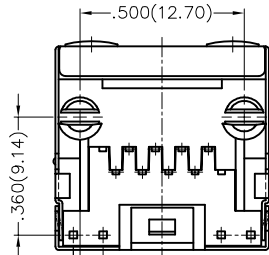
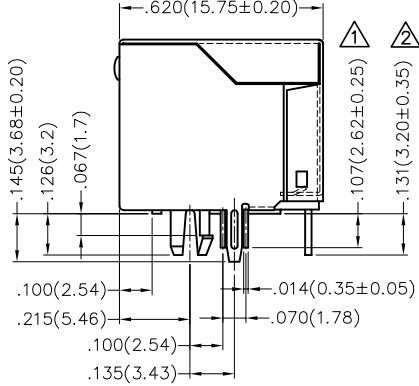
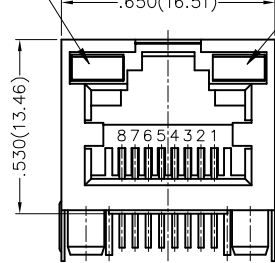


Recommended P.C.Board Layout

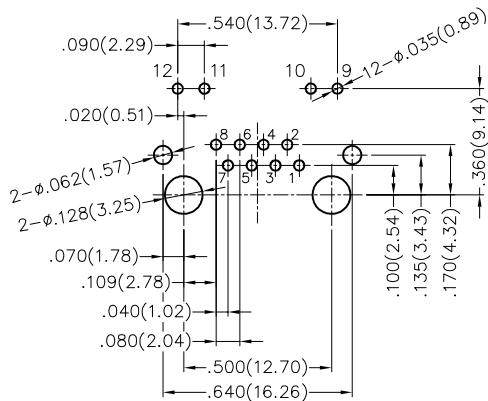
THIRD ANGLE PROJECTION	GENERAL TOLERANCES (UNLESS SPECIFIED)		APPROVE BY LEO	DATE 01/JUL/23	PART NO. FRJ45050-11XXK6KX2A0	ITEM NO. FRJ45050	
	DESIGN UNITS METRIC(mm)	X. ±0.30 X.X ±0.20 X.XX ±0.15 X.XXX ±0.10	X.' ±5° X.X' ±2° X.XX' ±1° X.XXX' ±0.5°	CHECKED BY GISELLE	DATE 01/JUL/23	TITLE RJ45 Connector 8P8C 90° Angle	
SCALE 5:1	SIZE A4		DRAWN BY NICK	DATE 01/JUL/23	THIS DRAWING CONTAINS INFORMATION THAT IS PROPRIETARY TO TXGA INDUSTRIAL ELECTRONICS(S.Z)CO.,LTD AND SHOULD NOT BE USED WITHOUT WRITTEN PERMISSION		



LEFT RIGHT



.200(0.51)
.090(2.29)



Recommended P.C.Board Layout

REV	LOCATIONS	DESCRIPTION	DATE	REVISER	APPD
1	△	1. Dimension: Change 2. Part No.: Change FRJ4598 into FRJ45050	01/JUN/18	Vandy	Eric
2	△	Dimension Change	25/APR/22	Stary	Eric

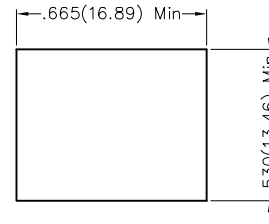
SPECIFICATIONS

Electrical

Current Rating: 1.5A AC(rms)/DC
Voltage Rating: 125V AC(rms)/DC
Contact Resistance: 40 mΩ Max
Insulation Resistance: 1000 MΩ Min / DC 500V
Withstanding Voltage: 1000V AC r.m.s
Operating Temperature: -20°C~+75°C
Durability: 750 Cycles Min.

Material and Plating

Housing: PBT UL94V-0, Black
Contact: Phosphor Bronze/ Selective gold in contact area, tin on tail
Shell: Brass/ Nickel Plated



Recommended Panel Cutout

Circuits	Left	Circuits	Right
11	-	9	-
12	+	10	+

Ordering Information

FRJ45 050 - 1 3 XX K6 K X 1 0 0
1 2 3 4 5 6 7 8 9

1 Category FRJ45-RJ45 Connector	2 Distinction No. 050	3 Ports options 1-1 Port	4 Plating 3-Selective gold in contact area, tin on tail	5 Thickness of plating 00-Gold flash 06-6μ" Custom plate available
6 Color-Resin K6-Black	7 Packaging K-Tray	8 LED style 1-L: Yellow R: Green 2-L: Green R: Yellow	9 Contact type 1-Square pin	

THIRD ANGLE PROJECTION	GENERAL TOLERANCES (UNLESS SPECIFIED)		APPROVE BY FRANK	DATE 18/JUN/13	PART NO. △ FRJ45050-13XXXK6KX100	ITEM NO. FRJ45050	 Leader Of Industry	
	DESIGN UNITS Inch (metric)	X.±.012(0.30) X.X±.008(0.20) X.XX±.006(0.15) X.XXX±.004(0.10)	X.±5° .X'±2° .XX'±1° .XXX'±0.5°	CHECKED BY CHERRY	DATE 18/JUN/13	TITLE RJ45 Connector 10P8C 90° Angle		REV 2
SCALE 5:1	SIZE A4		DRAWN BY KATE	DATE 18/JUN/13	THIS DRAWING CONTAINS INFORMATION THAT IS PROPRIETARY TO TXGA INDUSTRIAL ELECTRONICS(S.Z)CO.,LTD AND SHOULD NOT BE USED WITHOUT WRITTEN PERMISSION			