REV	LOCATIONS	DESCRIPTION	DATE	REVISER	APPD
1	1	Part No.: Change FRJ4554 into FRJ45054	31/MAY/18	Vandy	Eric

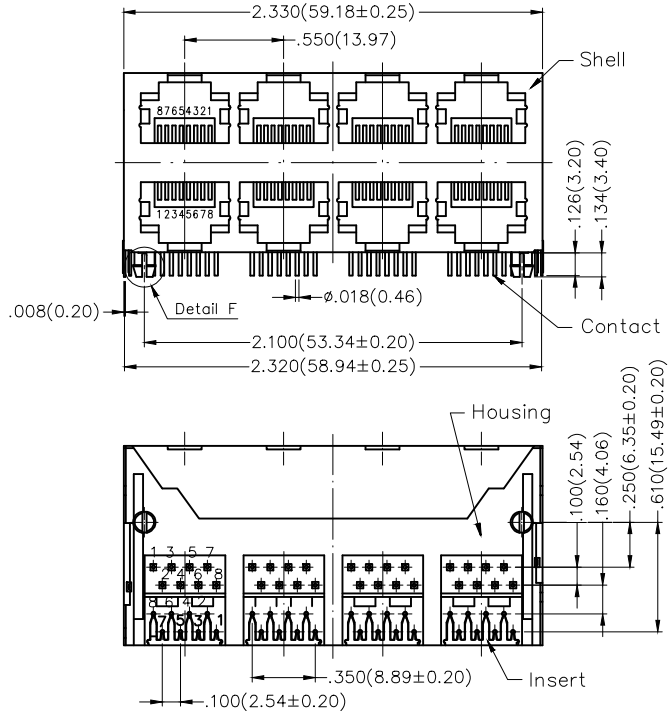

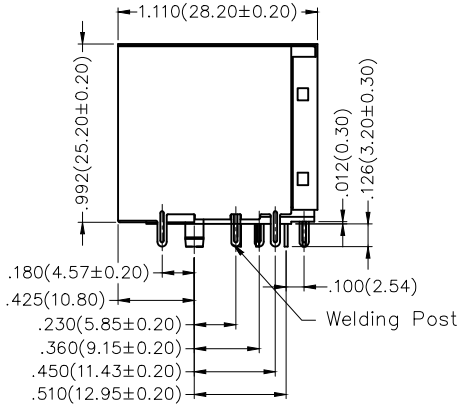

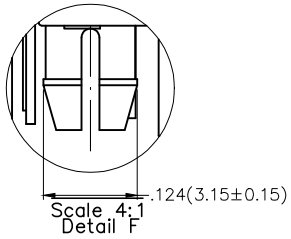

SPECIFICATIONS

Electrical
- Current Rating: 1.5A AC(rms)/DC
- Voltage Rating: 125V AC(rms)/DC
- Contact Resistance: 30 mΩ Max
- Insulation Resistance: 500 MΩ Min
- Withstanding Voltage: 1000V AC r.m.s
- Temperature Range–Operating: −45°C~+85°C

Material and Plating
- Housing: PBT UL94V–0, Black
- Insert: PBT UL94V–0, Black
- Shell: Copper Alloy / Nickel Plated
- Contact: Phosphor Bronze / Gold Plated
- Welding Post: Copper Alloy / Nickel Plated

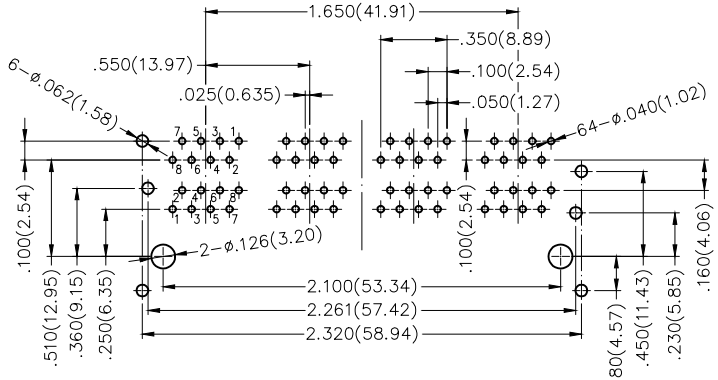

Recommended P.C.Board Layout

Ordering Information

FRJ45	054	—	8	1	XX	K6	K	0	2	0	0
1	2		3	4	5	6	7		8		

1	Category	2	Distinction No.	3	Ports options	4	Plating
	FRJ45–RJ45 Connector		054		8–8 Ports		1–Gold Plated

5	Thickness of plating	6	Color–Resin	7	Packaging	8	Contact type
	00–Gold flash 03–3μ" Custom plate available		K6–Black		K–Tray		2–Round pin

THIRD ANGLE PROJECTION	GENERAL TOLERANCES (UNLESS SPECIFIED)		APPROVE BY FRANK	DATE 18/JUN/13	PART NO. 1 FRJ45054–81XXK6K0200
DESIGN UNITS Inch (metric)	X.±.012(0.30)	X.°±5°	CHECKED BY CHERRY	DATE 18/JUN/13	ITEM NO. FRJ45054
	X.X±.008(0.20)	.X°±2°			TITLE RJ45 Connectors 8P8C 90°Angle
SCALE 5:1	X.XX±.006(0.15)	.XX°±1°	DRAWN BY KATE	DATE 18/JUN/13	REV 1
SIZE A4	X.XXX±.004(0.10)	.XXX°±0.5°			SHEET NO. 1/1

TXGA Leader Of Industry

THIS DRAWING CONTAINS INFORMATION THAT IS PROPRIETARY TO TXGA INDUSTRIAL ELECTRONICS(S.Z)CO.,LTD AND SHOULD NOT BE USED WITHOUT WRITTEN PERMISSION