

1 2 3 4 5 6 7 8

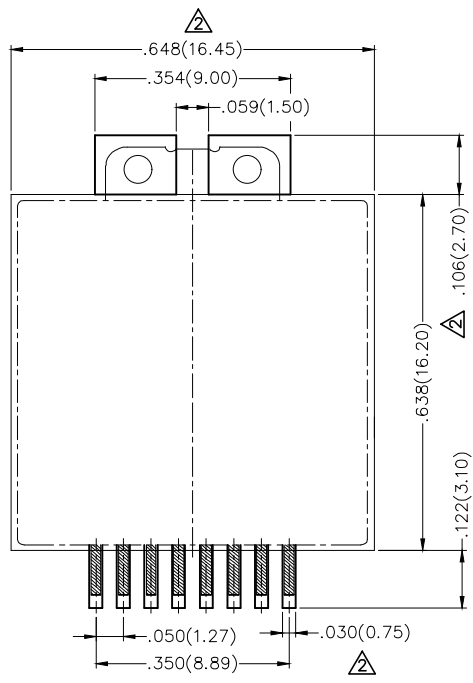
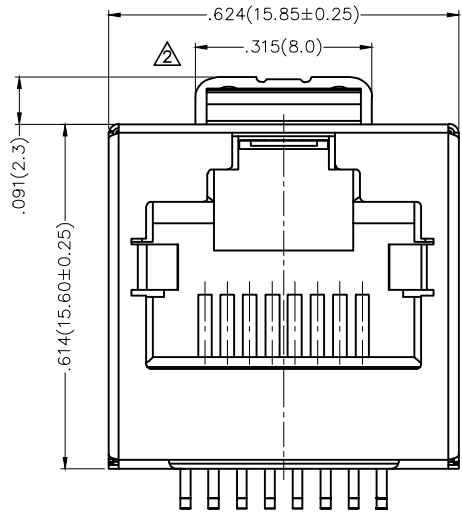
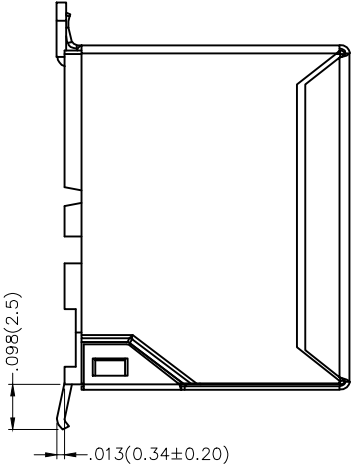
REV	LOCATIONS	DESCRIPTION	DATE	REVISER	APPD
1	△	1. Add the "TXGA" logo 2. Part No.: Change FRJ45149 into FRJ45062	31/MAY/18	KATE	ERIC
2	△	1. Size changes 2. Material: Change LCP into PA9T	19/JAN/22	KATE	CHERRY

SPECIFICATIONS

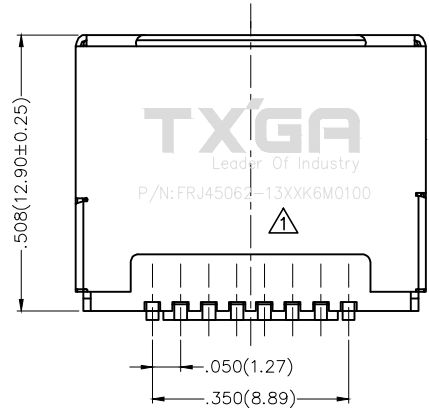
Electrical Performances
 Current Rating: 1.5A AC(rms)/DC
 Voltage Rating: 125V AC(rms)/DC
 Contact Resistance: 50 mΩ Max
 Insulation Resistance: 500 MΩ MIN
 Withstanding Voltage: 1000V AC r.m.s
 Operating Temperature: -40°C~+85°C

Mechanical
 Durability: 750 Cycles Min.
 Insertion force: 2.2 kgf Max.
 Retention strength: 7.7 kgf between jack and plug

Material and Plating
 △ Housing: PA9T (UL 94V-0), Black
 Contact: Phosphor Bronze T=.014(0.35)/
 Selective gold on contact area, tin on tail
 Shell: Copper Alloy T=.008(0.20)/ Nickel Plated




Recommended P.C.Board Layout
 Tolerances: ±.002(0.05)



Ordering Information

FRJ45 062 — 1 3 XX K6 M 0 1 0 0
 1 2 3 4 5 6 7 8

1 Category FRJ45-RJ45 Connector	2 Distinction No. 062	3 Ports options 1-1 Port	4 Plating 3-Selective gold on contact area, tin on tail
5 Thickness of plating 00-Gold flash 03-3μ" Custom plate available	6 Color-Resin K6-Black	7 Packaging M-Reel	8 Contact type 1-Square pin

THIRD ANGLE PROJECTION	GENERAL TOLERANCES (UNLESS SPECIFIED)		APPROVE BY VERNON	DATE 22/JUN/17	PART NO. △ FRJ45062-13XXK6M0100	ITEM NO. FRJ45062	 Leader Of Industry
	DESIGN UNITS Inch (metric)	X.±.020(0.50) X.X±.010(0.25) X.XX±.008(0.20) X.XXX±.004(0.10)	X'±5' .X'±2' .XX'±1' .XXX'±0.5'	CHECKED BY KATE	DATE 22/JUN/17	TITLE RJ45 Connector 8P8C 180° Vertical	
SCALE 5:1	SIZE A4	DRAWN BY LXF		DATE 22/JUN/17	THIS DRAWING CONTAINS INFORMATION THAT IS PROPRIETARY TO TXGA INDUSTRIAL ELECTRONICS(S.Z)CO.,LTD AND SHOULD NOT BE USED WITHOUT WRITTEN PERMISSION		

1 2 3 4 5 6 7 8