

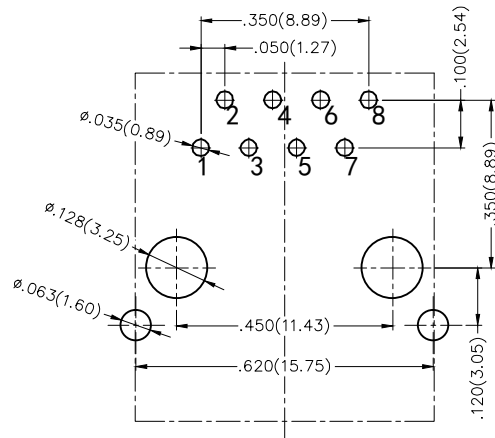
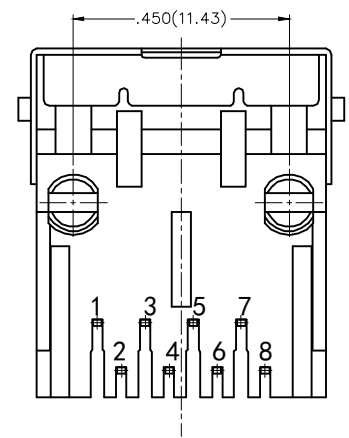
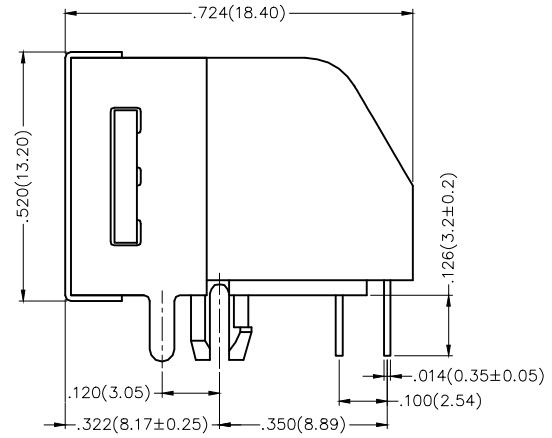
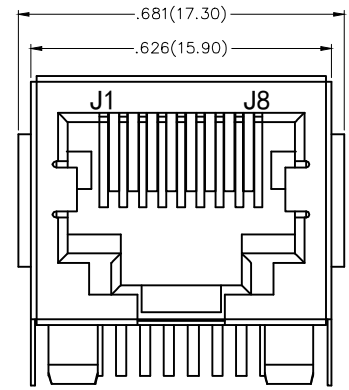
REV	LOCATIONS	DESCRIPTION	DATE	REVISER	APPD

**SPECIFICATIONS**

**Electrical**  
 Current Rating: 1.5A AC(rms)/DC  
 Voltage Rating: 125V AC(rms)/DC  
 Contact Resistance: 30 mΩ Max  
 Insulation Resistance: 500 MΩ Min / DC 500V  
 Withstanding Voltage: 1000V AC r.m.s  
 Operating Temperature: -40°C~+85°C

**Mechanical**  
 Durability: 750 cycles Min.  
 Mating force: 2.2KG.F Max.  
 Retention force: 7.7KG.F between jack and plug

**Material and plating**  
 Housing: PBT (UL 94V-0), Black  
 Contact: Phosphor Bronze/ Selective gold in contact area, tin on tail  
 Shell: Brass/ Nickel plated



Recommended P.C.Board Layout  
 Tolerances: ±.002(0.05)

**Ordering Information**

FRJ45 065 - 1 3 XX K6 K 0 1 0 0  
 1 2 3 4 5 6 7 8

1   <u>Category</u> FRJ45-RJ45 Connector	2   <u>Distinction No.</u> 065	3   <u>Ports options</u> 1-1 Port	4   <u>Plating</u> 3-Selective gold in contact area, tin on tail
5   <u>Thickness of plating</u> 00-Gold flash 03-3μ" Custom plate available	6   <u>Color-Resin</u> K6-Black	7   <u>Packaging</u> K-Tray	8   <u>Contact type</u> 1-Square pin

 THIRD ANGLE PROJECTION	GENERAL TOLERANCES (UNLESS SPECIFIED)		APPROVE BY FRANK	DATE 16/DEC/17	PART NO. FRJ45065-13XXK6K0100	ITEM NO. FRJ45065	 Leader Of Industry	
	DESIGN UNITS Inch (metric)	X.±.012(0.30) X.X±.008(0.20) X.XX±.006(0.15) X.XXX±.004(0.10)	X'.±5' ,X'±2' ,XX'±1" ,XXX'±0.5'	CHECKED BY CHERRY	DATE 16/DEC/17	TITLE RJ45 Connector 8P8C 90° Angle		REV 0
SCALE 5:1	SIZE A4		DRAWN BY KATE	DATE 16/DEC/17	THIS DRAWING CONTAINS INFORMATION THAT IS PROPRIETARY TO TXGA INDUSTRIAL ELECTRONICS(S.Z)CO.,LTD AND SHOULD NOT BE USED WITHOUT WRITTEN PERMISSION			