

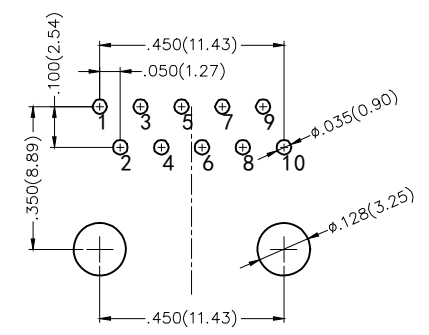
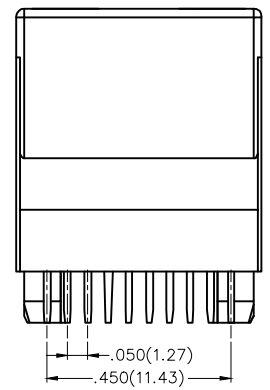
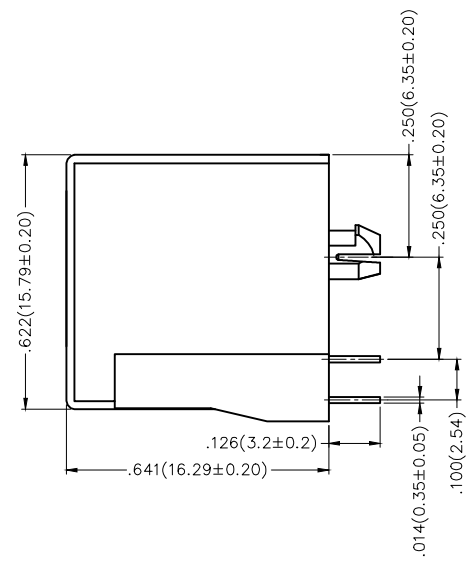
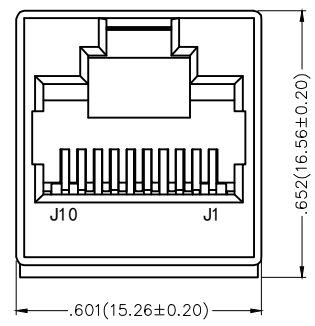
REV	LOCATIONS	DESCRIPTION	DATE	REVISER	APPD

**SPECIFICATIONS**

**Electrical**  
 Current Rating: 1.5A AC(rms)/DC  
 Voltage Rating: 125V AC(rms)/DC  
 Contact Resistance: 30 mΩ Max  
 Insulation Resistance: 500 MΩ Min / DC 500V  
 Withstanding Voltage: 1000V AC r.m.s  
 Operating Temperature: -40°C~+85°C

**Mechanical**  
 Durability: 750 cycles Min.  
 Mating force: 2.2KG.F Max.  
 Retention force: 7.7KG.F between jack and plug

**Material and plating**  
 Housing: PBT (UL 94V-0), Black  
 Contact: Phosphor Bronze/ Selective gold in contact area, tin on tail



Recommended P.C.Board Layout  
 Tolerances: ±.002(0.05)

**Ordering Information**

FRJ45 071 - 1 3 XX K6 K 0 1 0 0  
 1 2 3 4 5 6 7 8

1 Category FRJ45-RJ45 Connector	2 Distinction No. 071	3 Ports options 1-1 Port	4 Plating 3-Selective gold in contact area, tin on tail
5 Thickness of plating 00-Gold flash 03-3μ" Custom plate available	6 Color-Resin K6-Black	7 Packaging K-Tray	8 Contact type 1-Square pin

 THIRD ANGLE PROJECTION	GENERAL TOLERANCES (UNLESS SPECIFIED)		APPROVE BY FRANK	DATE 16/JUL/18	PART NO. FRJ45071-13XXK6K0100	ITEM NO. FRJ45071	 Leader Of Industry
	X.±.012(0.30)	X'.±5'	CHECKED BY CHERRY	DATE 16/JUL/18	TITLE RJ45 Connector 10P10C 180° Vertical		
DESIGN UNITS Inch (metric)	X.X±.008(0.20)	X'±2'	DRAWN BY KATE	DATE 16/JUL/18	THIS DRAWING CONTAINS INFORMATION THAT IS PROPRIETARY TO TXGA INDUSTRIAL ELECTRONICS(S,Z)CO.,LTD AND SHOULD NOT BE USED WITHOUT WRITTEN PERMISSION		
SCALE 5:1	SIZE A4	X.XX±.006(0.15)					
		X.XXX±.004(0.10)					