

REV	LOCATIONS	DESCRIPTION	DATE	REVISOR	APPD

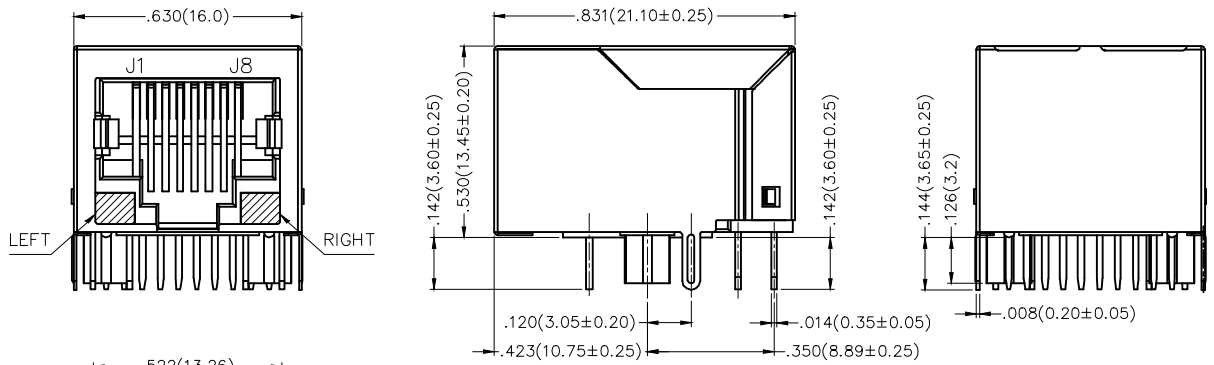


**SPECIFICATIONS**

**Electrical**  
 Current Rating: 1.5A AC(rms)/DC  
 Voltage Rating: 125V AC(rms)/DC  
 Contact Resistance: 30 mΩ Max  
 Insulation Resistance: 500 MΩ Min / DC 500V  
 Withstanding Voltage: 500V AC r.m.s  
 Operating Temperature: -40°C~+85°C

**Mechanical**  
 Durability: 750 cycles Min.  
 Mating force: 23N Max.

**Material and plating**  
 Housing: PBT (UL 94V-0), Black  
 Contact: Phosphor Bronze/ Selective gold in contact area, tin on tail  
 Shell: Brass/ Nickel plated



**Ordering Information**

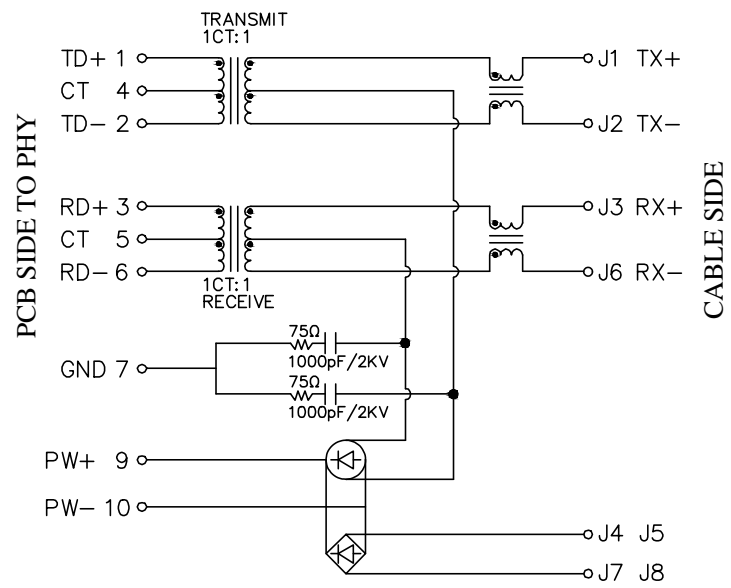
FRJ45 074 - 1 3 XX K6 K X 1 0 1  
 1 2 3 4 5 6 7 8 9 10

1 <u>Category</u> FRJ45-RJ45 Connector	2 <u>Distinction No.</u> 074	3 <u>Ports options</u> 1-1 Port	4 <u>Plating</u> 3-Selective gold in contact area, tin on tail	5 <u>Thickness of plating</u> 00-Gold flash 06-6μ" Custom plate available
6 <u>Color-Resin</u> K6-Black	7 <u>Packaging</u> K-Tray	8 <u>LED style</u> 1-L: Yellow R: Green 2-L: Green R: Yellow	9 <u>Contact type</u> 1-Square pin	10 <u>Pin circuits</u> 1-100Base-T

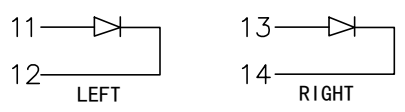
THIRD ANGLE PROJECTION	GENERAL TOLERANCES (UNLESS SPECIFIED)		APPROVE BY FRANK	DATE 16/OCT/17	PART NO. FRJ45074-13XXK6KX101	ITEM NO. FRJ45074		
	DESIGN UNITS Inch (metric)	X.±.012(0.30) .X'±5'	CHECKED BY CHERRY	DATE 16/OCT/17	TITLE RJ45 Connector 10P8C 90° Angle (100Base-T)			REV 0
SCALE 5:1	SIZE A4	X.XX±.006(0.15) .XX'±1"	DRAWN BY KATE	DATE 16/OCT/17	THIS DRAWING CONTAINS INFORMATION THAT IS PROPRIETARY TO TXGA INDUSTRIAL ELECTRONICS(S,Z)CO.,LTD AND SHOULD NOT BE USED WITHOUT WRITTEN PERMISSION			

REV	LOCATIONS	DESCRIPTION	DATE	REVISER	APPD

### SCHEMATIC

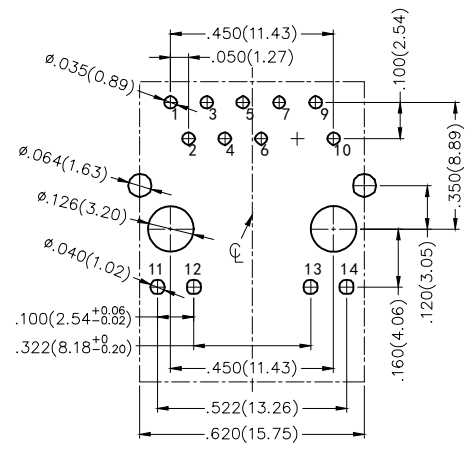


Electrical Specifications@25°C±5°C							
Turns Ratio(±2%)		OCL(uH Min) @100KHz/0.1V		Insertion Loss (dB Max)		Hi-Pot (Vrms)	
TX	RX	With 8mA DC Bias		1-100MHz		2250	
1CT:1CT	1CT:1CT	350		-1.0			
Retrun Loss (dB Min)				Cross talk (dB Min)			CMR (dB Min)
1-10MHz	10-30MHz	30-60MHz	60-80MHz	1-30MHz	30-60MHz	60-100MHz	1-100MHz
-20	-16	-12	-10	-40	-35	-30	-30



### LED Specification

Standard LED Color	LED Wavelength	Foward(A)	Foward(V)
Green	568nm	20mA	1.85-2.45V
Yellow	585nm	20mA	1.7-2.2V



### Recommended P.C.Board Layout

Tolerances: ±.002(0.05)

 THIRD ANGLE PROJECTION	GENERAL TOLERANCES (UNLESS SPECIFIED)		APPROVE BY FRANK	DATE 16/OCT/17	PART NO. FRJ45074-13XXK6KX101	ITEM NO. FRJ45074	 Leader Of Industry
	X.±.012(0.30)	X'.±5'	CHECKED BY CHERRY	DATE 16/OCT/17	TITLE RJ45 Connector 10P8C 90° Angle (100Base-T)		
DESIGN UNITS Inch (metric)	X.X±.008(0.20)	.X'±2'	DRAWN BY KATE	DATE 16/OCT/17	THIS DRAWING CONTAINS INFORMATION THAT IS PROPRIETARY TO TXGA INDUSTRIAL ELECTRONICS(S.Z)CO.,LTD AND SHOULD NOT BE USED WITHOUT WRITTEN PERMISSION		
SCALE 5:1	SIZE A4	X.XXX±.004(0.10)	.XXX'±0.5'				