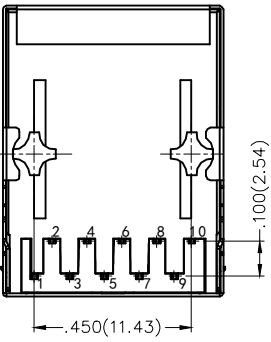
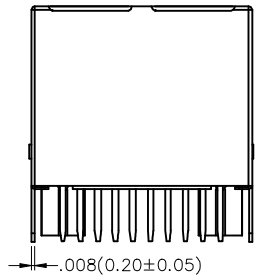
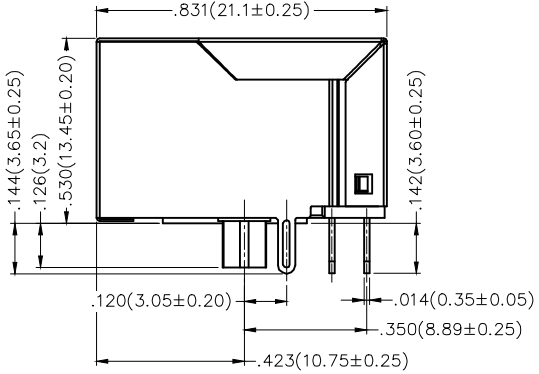
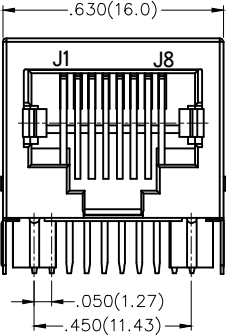



1 2 3 4 5 6 7 8

REV	LOCATIONS	DESCRIPTION	DATE	REVISER	APPD



SPECIFICATIONS

Electrical
 Current Rating: 1.5A AC(rms)/DC
 Voltage Rating: 125V AC(rms)/DC
 Contact Resistance: 30 mΩ Max
 Insulation Resistance: 500 MΩ Min / DC 500V
 Withstanding Voltage: 500V AC r.m.s
 Operating Temperature: -40°C~+85°C

Mechanical
 Durability: 750 cycles Min.
 Mating force: 23N Max.

Material and plating
 Housing: PBT (UL 94V-0), Black
 Contact: Phosphor Bronze/ Selective gold in contact area, tin on tail
 Shell: Brass/ Nickel plated

Ordering Information

FRJ45 076 - 1 3 XX K6 K 0 1 0 2
 1 2 3 4 5 6 7 8 9

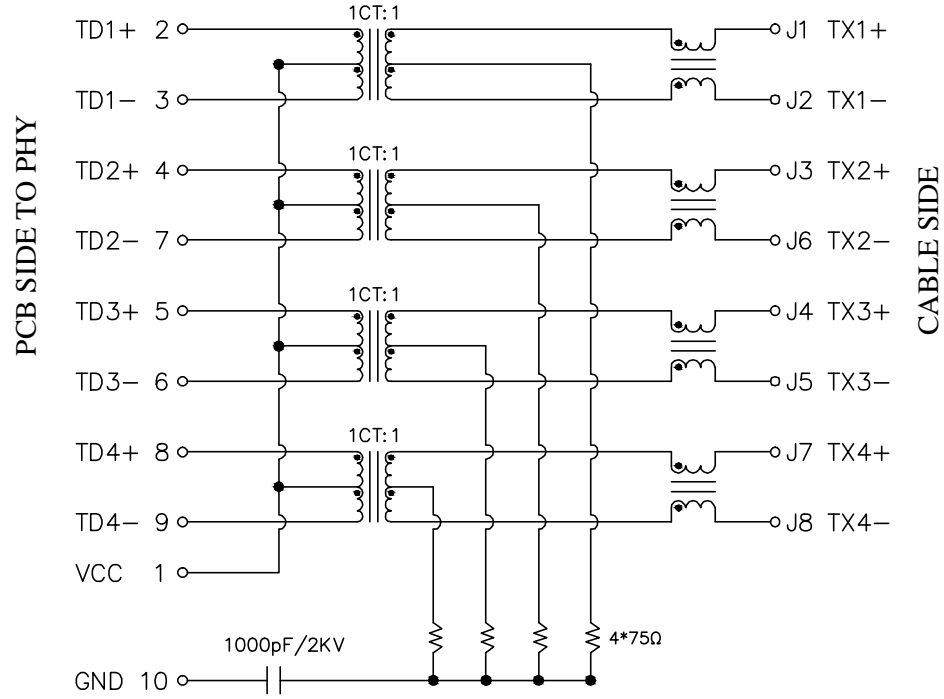
1	Category FRJ45-RJ45 Connector	2	Distinction No. 076	3	Ports options 1-1 Port	4	Plating 3-Selective gold in contact area, tin on tail		
5	Thickness of plating 00-Gold flash 06-6μ" Custom plate available	6	Color-Resin K6-Black	7	Packaging K-Tray	8	Contact type 1-Square pin	9	Pin circuits 2-1000Base-T

<p>THIRD ANGLE PROJECTION</p>	GENERAL TOLERANCES (UNLESS SPECIFIED)		APPROVE BY FRANK	DATE 16/DEC/17	PART NO. FRJ45076-13XXK6K0102	ITEM NO. FRJ45076	<p>Leader Of Industry</p>	
	DESIGN UNITS Inch (metric)	X.±.012(0.30)	X.±5'	CHECKED BY CHERRY	DATE 16/DEC/17	TITLE RJ45 Connector 10P8C 90° Angle (1000Base-T)		REV 0
SCALE 5:1	SIZE A4	X.XX±.006(0.15)	X.X±1'	DRAWN BY KATE	DATE 16/DEC/17	THIS DRAWING CONTAINS INFORMATION THAT IS PROPRIETARY TO TXGA INDUSTRIAL ELECTRONICS(S.Z)CO.,LTD AND SHOULD NOT BE USED WITHOUT WRITTEN PERMISSION		

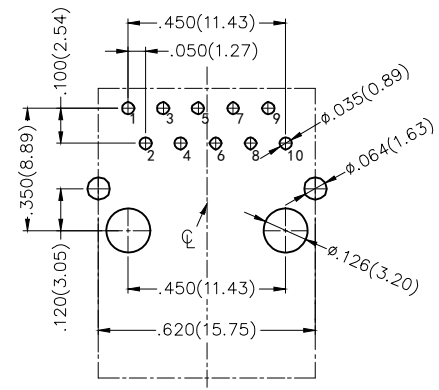
1 2 3 4 5 6 7 8

REV	LOCATIONS	DESCRIPTION	DATE	REVISER	APPD

SCHEMATIC



Electrical Specifications@25°C±5°C							
Turns Ratio(±2%)		OCL(μH Min) @100KHz/0.1V		Insertion Loss (dB Max)		HI-Pot (Vrms)	
TX	RX	With 8mA DC Bias		1-100MHz			
1CT:1CT	1CT:1CT	350		-1.0		2250	
Retrun Loss (dB Min)				Cross talk (dB Min)			CMR (dB Min)
1-10MHz	10-30MHz	30-60MHz	60-80MHz	1-30MHz	30-60MHz	60-100MHz	1-100MHz
-20	-16	-12	-10	-40	-35	-30	-30



Recommended P.C.Board Layout
Tolerances: ±.002(0.05)

<p>THIRD ANGLE PROJECTION</p>	GENERAL TOLERANCES (UNLESS SPECIFIED)		APPROVE BY	DATE	PART NO.	ITEM NO.	<p>Leader Of Industry</p>
	X.±.012(0.30)	X.±5'	FRANK	16/DEC/17	FRJ45076-13XXK6K0102	FRJ45076	
	X.X±.008(0.20)	.X'±2'	CHECKED BY	DATE	TITLE		
	X.XX±.006(0.15)	.XX'±1'	CHERRY	16/DEC/17	RJ45 Connector 10P8C 90° Angle (1000Base-T)		
SCALE	SIZE	X.XXX±.004(0.10)	.XXX'±0.5'	DRAWN BY	DATE	THIS DRAWING CONTAINS INFORMATION THAT IS PROPRIETARY TO TXGA INDUSTRIAL ELECTRONICS(S.Z)CO.,LTD AND SHOULD NOT BE USED WITHOUT WRITTEN PERMISSION	
5:1	A4			KATE	16/DEC/17	REV 0	SHEET NO. 2/2