

REV	LOCATIONS	DESCRIPTION	DATE	REVISER	APPD
1	△	Update structure and dimensions	27/FEB/25	MATT	LEO

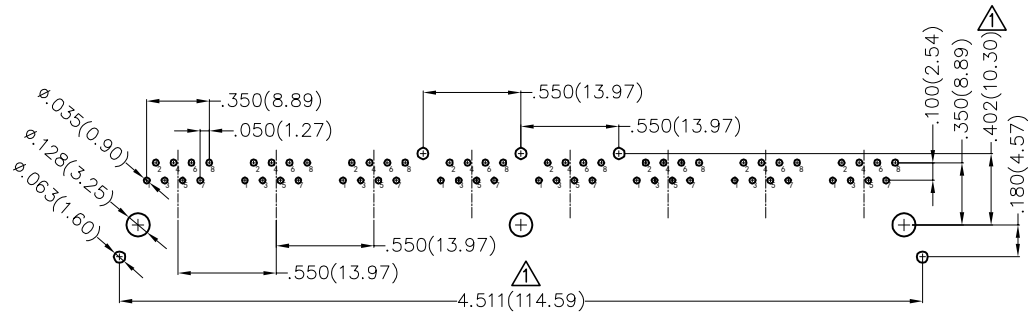
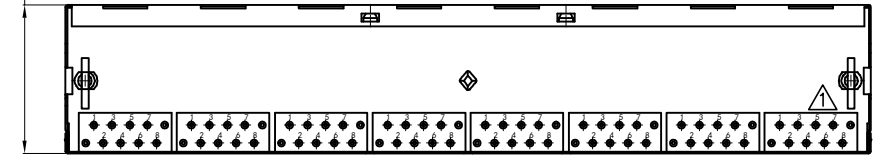
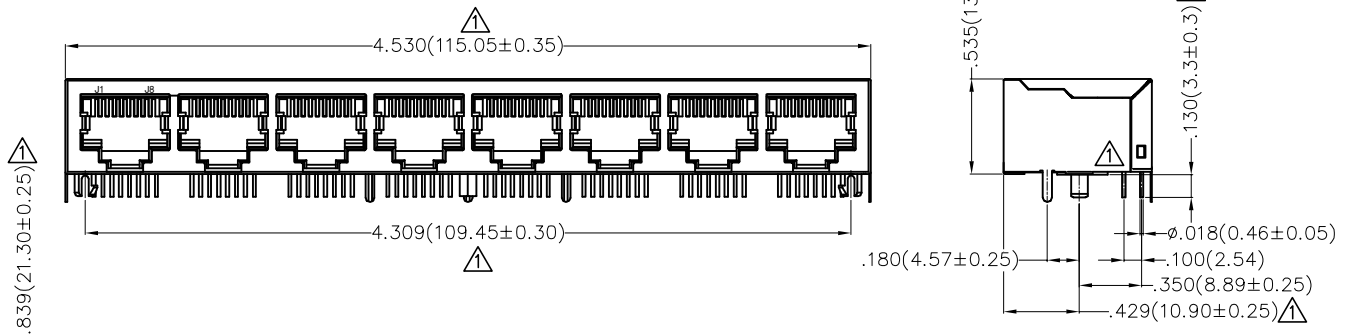


SPECIFICATIONS

Electrical
 Current Rating: 1.5A AC(rms)/DC
 Voltage Rating: 125V AC(rms)/DC
 Contact Resistance: 30 mΩ Max
 Insulation Resistance: 500 MΩ Min / DC 500V
 Withstanding Voltage: 1000V AC r.m.s
 Operating Temperature: -40°C~+85°C

Mechanical
 Durability: 750 cycles Min.
 Mating force: 2.2KG.F Max.
 Retention force: 7.7KG.F between jack and plug

Material and plating
 Housing: PBT (UL 94V-0), Black
 Contact: Phosphor Bronze/ Gold plated



Recommended P.C.Board Layout
 Tolerances: ±.002(0.05)

Ordering Information

FRJ45 086 - 8 1 XX K6 K 0 2 0 0
 1 2 3 4 5 6 7 8

1 Category FRJ45-RJ45 Connector	2 Distinction No. 086	3 Ports options 8-8 Ports	Plating 1-Gold Plated
5 Thickness of plating 00-Gold flash 03-3μ" Custom plate available	Color-Resin K6-Black	7 Packaging K-Tray	Contact type 2-Round pin

<p>THIRD ANGLE PROJECTION</p>	GENERAL TOLERANCES (UNLESS SPECIFIED)		APPROVE BY FRANK	DATE 17/AUG/18	PART NO. FRJ45086-81XXK6K0200	ITEM NO. FRJ45086	<p>Building Technology Cornerstone</p>
	X.±.012(0.30)	X'.±5'	CHECKED BY CHERRY	DATE 17/AUG/18	TITLE RJ45 Connector 8P8C 90° Angle		
DESIGN UNITS Inch (metric)	X.X±.008(0.20)	.X'±2'	DRAWN BY KATE	DATE 17/AUG/18	THIS DRAWING CONTAINS INFORMATION THAT IS PROPRIETARY TO TXGA INDUSTRIAL ELECTRONICS(S.Z)CO.,LTD AND SHOULD NOT BE USED WITHOUT WRITTEN PERMISSION		
SCALE 5:1	SIZE A4	X.XX±.006(0.15)	.XX'±1'				
		X.XXX±.004(0.10)	.XXX'±0.5'				