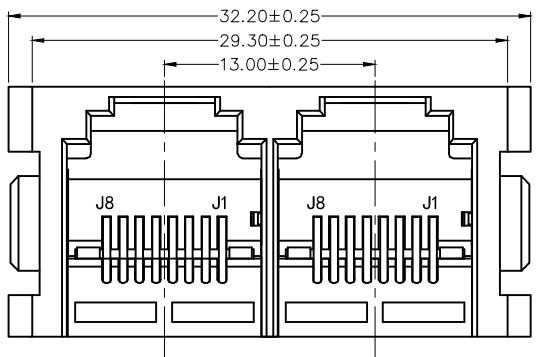


1 2 3 4 5 6 7 8

REV	LOCATIONS	DESCRIPTION	DATE	REVISER	APPD

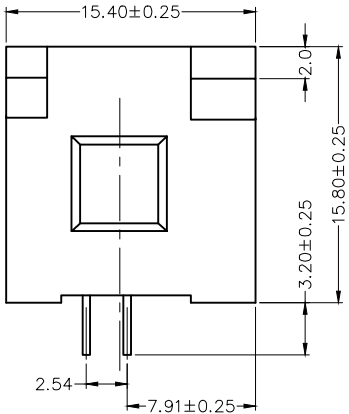
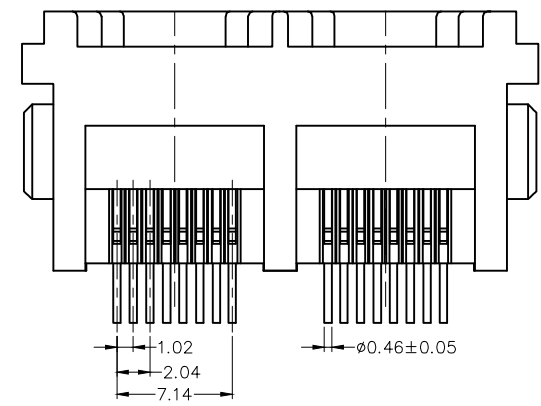


SPECIFICATIONS

Electrical Performances
 Current Rating: 1.5A AC(rms)/DC
 Voltage Rating: 125V AC(rms)/DC
 Contact Resistance: 30 mΩ Max
 Insulation Resistance: 500 MΩ MIN
 Withstanding Voltage: 1000V AC r.m.s
 Temperature Range-Operating: -40°C~+85°C

Mechanical
 Durability: 750 cycles Min.
 Mating force: 2.2kgf Max.
 Retention force: 7.7kgf between jack and plug

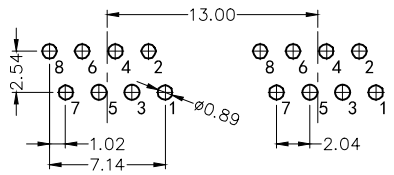
Material and Plating
 Housing: PBT UL94V-0 ,White
 Contact: Phosphor Bronze/ Gold Plated



Ordering Information

FRJ45 170 — 2 1 XX WH K 0 2 0 0
 1 2 3 4 5 6 7 8

1 Category FRJ45-RJ45 Connector	2 Distinction No. 170	3 Ports options 2-2 Ports	4 Plating 1-Gold Plated
5 Thickness of plating 00-Gold flash 03-3μ" Custom plate available	6 Color-Resin WH-White	7 Packaging K-Tray	8 Contact type 2-Round pin



Recommended P.C.Board Layout

<p>THIRD ANGLE PROJECTION</p>	GENERAL TOLERANCES (UNLESS SPECIFIED) X. ±0.30 X.* ±5° X.X ±0.20 X.X* ±2° X.XX ±0.15 X.XX* ±1° X.XXX ±0.10 X.XXX* ±0.5°		APPROVE BY FRANK DATE 12/JUL/21	PART NO. FRJ45170-21XXWHK0200	ITEM NO. FRJ45170	<p>Leader Of Industry</p>
	DESIGN UNITS Metric	CHECKED BY CHERRY DATE 12/JUL/21	TITLE RJ45 Connector 8P8C 180° Vertical	REV 0	SHEET NO. 1/1	
SCALE 5:1	SIZE A4	DRAWN BY KATE DATE 12/JUL/21	THIS DRAWING CONTAINS INFORMATION THAT IS PROPRIETARY TO TXGA INDUSTRIAL ELECTRONICS(S.Z)CO.,LTD AND SHOULD NOT BE USED WITHOUT WRITTEN PERMISSION			

1 2 3 4 5 6 7 8