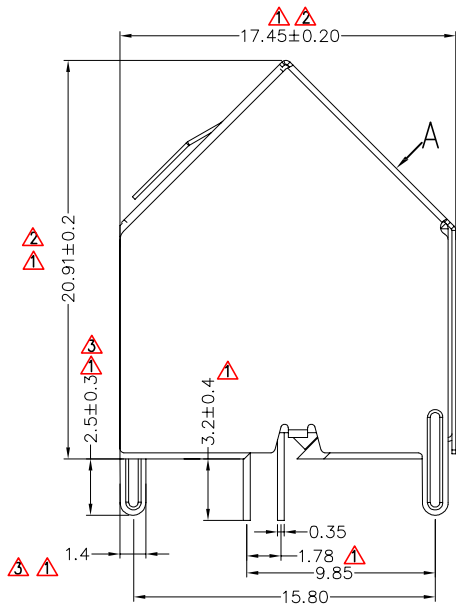
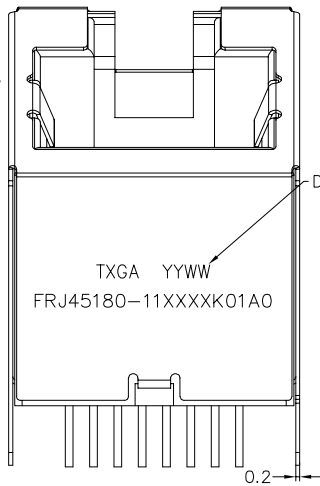


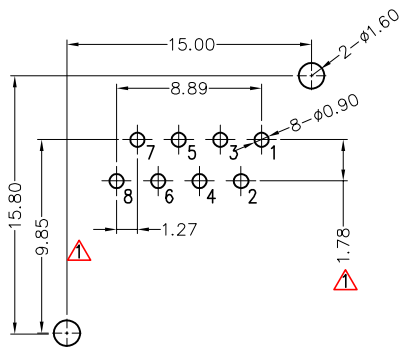
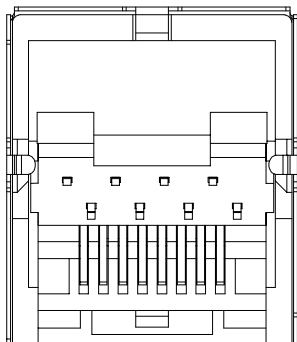
| REV | LOCATIONS | DESCRIPTION | DATE | REVISER | APPD |
|-----|-----------|-------------------------------|-----------|---------|------|
| 1 | △ | Structural dimension change | 02/Dec/24 | NICK | LEO |
| 2 | △ | Size change | 02/Feb/25 | NICK | LEO |
| 3 | △ | 1.Size change 2.Pin Stiffener | 08/May/26 | HJP | LEO |



A View



A View



Recommended P.C.Board Layout
Tolerances: ±.002(0.05)

SPECIFICATIONS

Electrical

Current Rating: 1.5A AC(rms)/DC
Voltage Rating: 125V AC(rms)/DC
Contact Resistance: 30 mΩ Max
Insulation Resistance: 500 MΩ Min / DC 500V
Withstanding Voltage: 1000V AC r.m.s
Operating Temperature: -40°C~+85°C

Mechanical

Durability: 600 cycles Min.
Mating force: 2.2KG.F Max.
Retention force: 3.0KG.F between jack and plug

Material and plating

Housing: PBT (UL 94V-0), White
Contact: Phosphor Bronze/ Gold plated
Shell: Brass/Nickel Plated

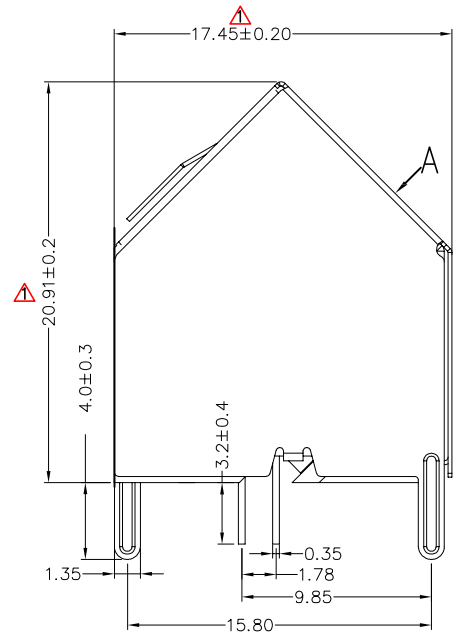
Ordering Information

FRJ45 180 - 1 1 XX WH K 0 1 0 0
1 2 3 4 5 6 7 8 9

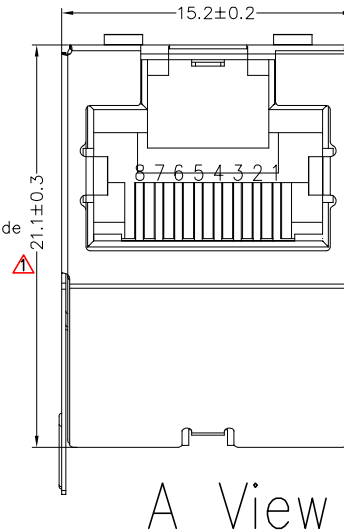
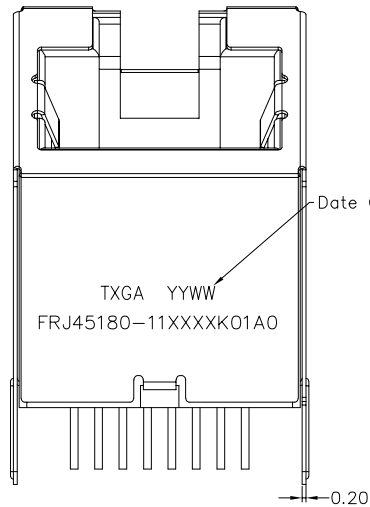
| | | | | | | | | | |
|---|---|---|-------------------------|---|---------------------------|---|--------------------------|---|------------------------------|
| 1 | Category FRJ45-RJ45 Connector | 2 | Distinction No. 180 | 3 | Ports options 1-1 Port | 4 | Plating 1-Gold Plated | | |
| 5 | Thickness of plating 00-Gold flash 03-3μ" Custom plate available | 6 | Color-Resin WH-White | 7 | Packaging K-Tray | 8 | LED style 0-Non-LED | 9 | Contact type 1-Square Pin |

| | | | | | | | |
|-------------------------------|--|------------|----------------------|-------------------|--|----------------------|-------------------------------------|
| THIRD ANGLE PROJECTION | GENERAL TOLERANCES (UNLESS SPECIFIED) | | APPROVE BY FRANK | DATE 13/APR/22 | PART NO. FRJ45180-11XXWHK0100 | ITEM NO. FRJ45180 | Building Technology Cornerstone |
| | X.±0.30 | X.±5' | CHECKED BY CHERRY | DATE 13/APR/22 | TITLE RJ45 Connector 8P8C 45° Angle | | |
| DESIGN UNITS Metric | X.X±0.20 | .X'±2' | DRAWN BY MATT | DATE 13/APR/22 | THIS DRAWING CONTAINS INFORMATION THAT IS PROPRIETARY TO TXGA INDUSTRIAL ELECTRONICS(S.Z)CO.,LTD AND SHOULD NOT BE USED WITHOUT WRITTEN PERMISSION | | |
| SCALE 5:1 | SIZE A4 | X.XX±0.15 | | | | | |
| | | X.XXX±0.10 | | | | | |

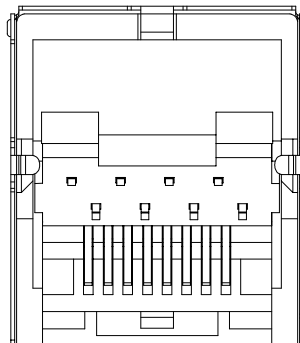
| REV | LOCATIONS | DESCRIPTION | DATE | REVISER | APPD |
|-----|-----------|-------------|-----------|---------|------|
| 1 | △ | Size change | 02/Feb/25 | NICK | LEO |



View A



A View



SPECIFICATIONS

Electrical

Current Rating: 1.5A AC(rms)/DC
Voltage Rating: 125V AC(rms)/DC
Contact Resistance: 30 mΩ Max
Insulation Resistance: 500 MΩ Min / DC 500V
Withstanding Voltage: 1000V AC r.m.s
Operating Temperature: -40°C~+85°C

Mechanical

Durability: 600 cycles Min.
Mating force: 2.2KG.F Max.
Retention force: 3.0KG.F between jack and plug

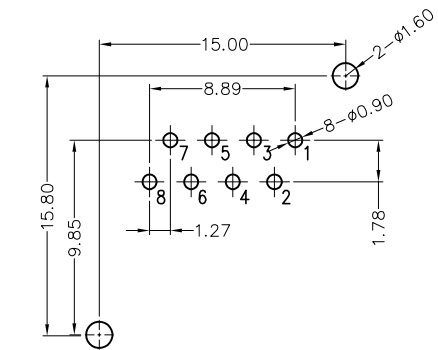
Material and plating

Housing: PBT (UL 94V-0),
Contact: Phosphor Bronze/ Gold plated
Shell: Brass/Nickel Plated

Ordering Information

FRJ45 180 - 1 1 XX XX K 0 1 A 0
1 2 3 4 5 6 7 8 9 10

| | | | |
|---|---------------------------------------|--------------------------------|--------------------------------|
| 1 Category FRJ45-RJ45 Connector | 2 Distinction No. 180 | 3 Ports options 1-1 Port | 4 Plating 1-Gold Plated |
| 5 Thickness of plating 00-Gold flash 03-3μ" Custom plate available | 6 Color-Resin WH-White BK-Black | 7 Packaging K-Tray | 8 LED style 0-Non-LED |
| | | 9 Contact type 1-Square Pin | 10 Distinction type A-Atype |



Recommended P.C.Board Layout

Tolerances: ±0.05

| | | | | | | | |
|-------------------------------|--|------------|-----------------------|-------------------|--|----------------------|-------------------------------------|
| THIRD ANGLE PROJECTION | GENERAL TOLERANCES (UNLESS SPECIFIED) | | APPROVE BY LEO | DATE 13/APR/22 | PART NO. FRJ45180-11XXXXK01A0 | ITEM NO. FRJ45180 | Building Technology Cornerstone |
| | X.±0.30 | X.±5' | CHECKED BY GISELLE | DATE 13/APR/22 | TITLE RJ45 Connector 8P8C 45° Angle | | |
| DESIGN UNITS METRIC | X.XX±0.15 | .XX±1' | DRAWN BY NICK | DATE 13/APR/22 | THIS DRAWING CONTAINS INFORMATION THAT IS PROPRIETARY TO TXGA INDUSTRIAL ELECTRONICS(S.Z)CO.,LTD AND SHOULD NOT BE USED WITHOUT WRITTEN PERMISSION | | |
| SCALE 5:1 | SIZE A4 | X.XXX±0.10 | .XXX±0.5' | | | | |