


REV	LOCATIONS	DESCRIPTION	DATE	REVISER	APPD

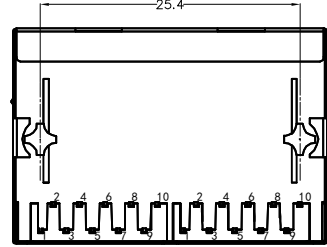
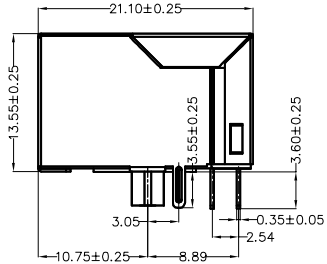
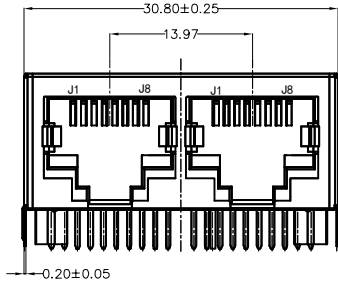


SPECIFICATIONS

Electrical
 Current Rating: 1.5A AC(rms)/DC
 Voltage Rating: 125V AC(rms)/DC
 Contact Resistance: 30 mΩ Max
 Insulation Resistance: 500 MΩ Min / DC 500V
 Withstanding Voltage: 1000V AC r.m.s
 Operating Temperature: -40°C~+85°C

Mechanical
 Durability: 750 cycles Min.
 Insertion force: 23 N Max.

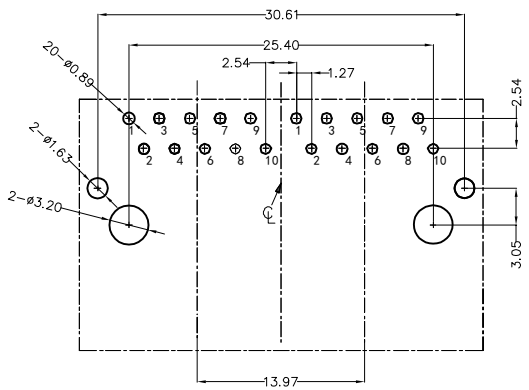
Material and plating
 Housing: PBT (UL 94V-0), Black
 Contact: Phosphor Bronze/ Selective gold on contact area, matte tin on tail
 Shell: Brass /Nickel plated



Ordering Information

FRJ45 181 — 2 3 XX BK K 0 1 0 2
 1 2 3 4 5 6 7 8 9

1 Category FRJ45-RJ45 Connector	2 Distinction No. 181	3 Ports options 2-2 Ports	4 Plating 3-Selective gold in contact area, tin on tail	5 Thickness of plating 00-Gold flash 06-6μ" Custom plate available
6 Color-Resin BK-Black	7 Packaging K-Tray	8 Contact type 1-Square pin	9 Pin circuits 2-1000Base-T	



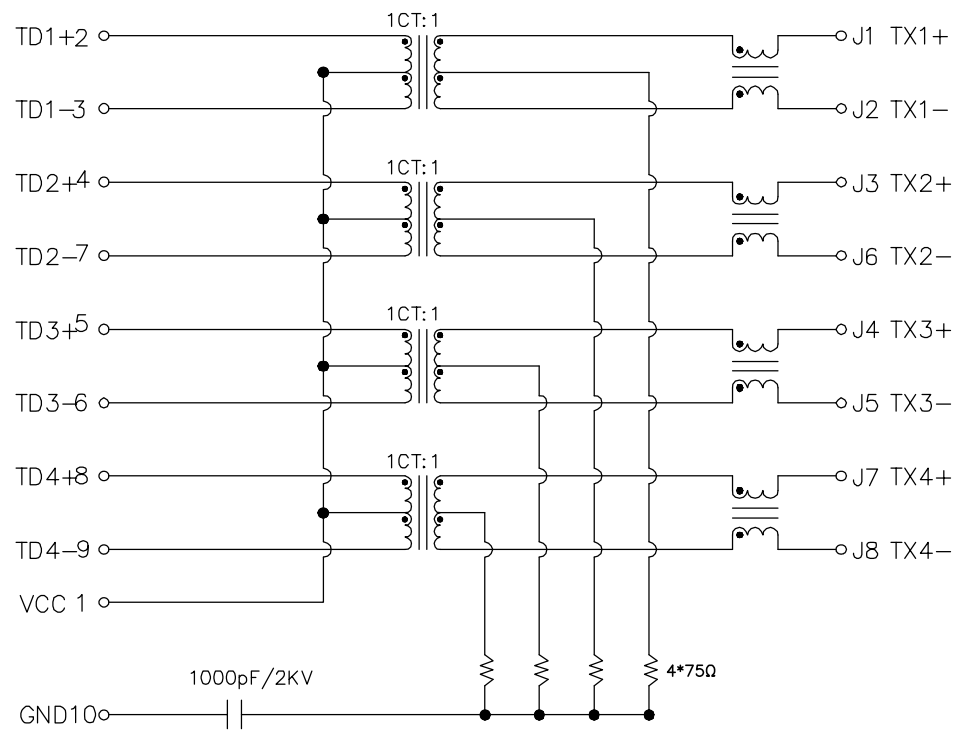
Recommended P.C.Board Layout

<p>THIRD ANGLE PROJECTION</p>	GENERAL TOLERANCES (UNLESS SPECIFIED)		APPROVE BY FRANK	DATE 22/APR/22	PART NO. FRJ45181-23XXBK0102	ITEM NO. FRJ45181	<p>Leader Of Industry</p>
	X.±.013(0.35)	X.±5'	CHECKED BY CHERRY	DATE 22/APR/22	TITLE RJ45 Connectors 10P8C 90°Angle(1000Base-T)		
DESIGN UNITS Inch (metric)	X.X±.012(0.30)	.X'±2'	DRAWN BY STAR	DATE 22/APR/22	THIS DRAWING CONTAINS INFORMATION THAT IS PROPRIETARY TO TXGA INDUSTRIAL ELECTRONICS(S.Z)CO.,LTD AND SHOULD NOT BE USED WITHOUT WRITTEN PERMISSION		
SCALE 5:1	SIZE A4	X.XX±.010(0.25)	.XX'±1'				
		X.XXX±.004(0.10)	.XXX'±0.5'				

REV	LOCATIONS	DESCRIPTION	DATE	REVISER	APPD

PCB SIDE TO PHY

CABLE SIDE



Electrical Specifications

- Turn ratio: 2~3: J1~J2=1CT:1CT(±2%)
4~7: J3~J6=1CT:1CT(±2%)
5~6: J4~J5=1CT:1CT(±2%)
8~9: J7~J8=1CT:1CT(±2%)
- OCL: 350uH Min. at 100KHz 100mV 8mA DC
- Insertion loss: -1.0dB Max. 1MHz~100MHz
- Return loss: -18dB Min. 1MHz~30MHz
-14dB Min. 30MHz~60MHz
-12dB Min. 60MHz~80MHz
-10dB Min. 80MHz~100MHz
- Cross talk: -40dB Min. 1MHz~30MHz
-35dB Min. 30MHz~60MHz
-30dB Min. 60MHz~100MHz
- CMR: -30dB Min. 1MHz~100MHz
- Hi-Pot: 1500V AC & 2250V DC 6S 1mA PRI TO SEC

<p>THIRD ANGLE PROJECTION</p>	GENERAL TOLERANCES (UNLESS SPECIFIED)		APPROVE BY FRANK	DATE 22/APR/22	PART NO. FRJ45181-23XXBKK0102	ITEM NO. FRJ45181	<p>Leader Of Industry</p>	
	DESIGN UNITS Inch (metric)	X.±.013(0.35) X.X±.012(0.30)	X.±5' .X'±2'	CHECKED BY CHERRY	DATE 22/APR/22	TITLE RJ45 Connectors 10P8C 90°Angle(1000Base-T)		
	SCALE 5:1	SIZE A4	X.XX±.010(0.25) X.XXX±.004(0.10)	.XX'±1' .XXX'±0.5'	DRAWN BY STAR	DATE 22/APR/22		THIS DRAWING CONTAINS INFORMATION THAT IS PROPRIETARY TO TXGA INDUSTRIAL ELECTRONICS(S.Z)CO.,LTD AND SHOULD NOT BE USED WITHOUT WRITTEN PERMISSION

REV 0 SHEET NO. 2/2