

| REV | LOCATIONS | DESCRIPTION | DATE | REVISER | APPD |
|-----|-----------|-------------|------|---------|------|
|     |           |             |      |         |      |



**SPECIFICATIONS**

**Electrical**

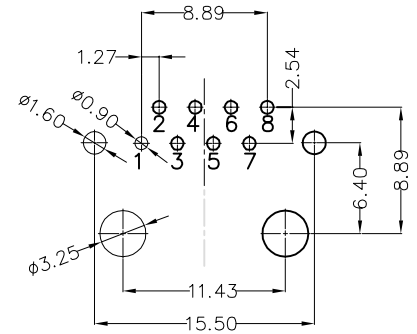
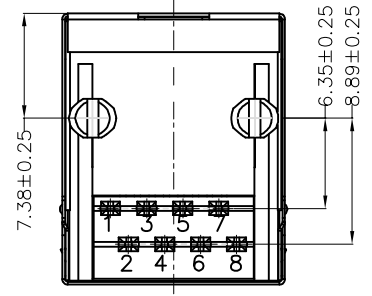
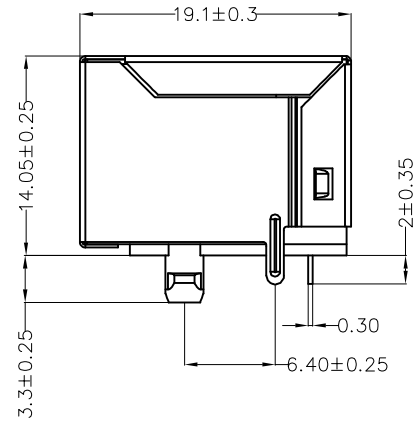
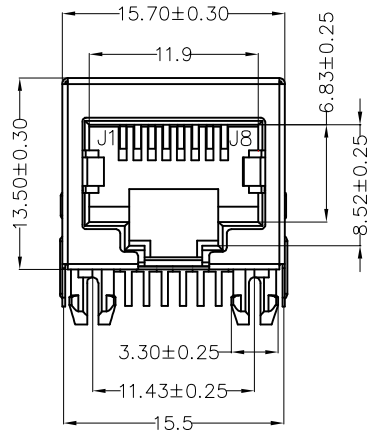
Current Rating: 1.5A AC(rms)/DC  
Voltage Rating: 125V AC(rms)/DC  
Contact Resistance: 30 mΩ Max  
Insulation Resistance: 500 MΩ Min / DC 500V  
Withstanding Voltage: 1000V AC r.m.s  
Operating Temperature: -40°C~+85°C

**Mechanical**

Durability: 750 cycles Min.  
Mating force: 2.2KG.F Max.  
Retention force: 7.7KG.F between jack and plug

**Material and plating**

Housing: PA66 (UL 94V-0), Black  
Contact: Phosphor Bronze/ Gold plated  
on contact area, tin on tail  
Shell: Brass/Nickel Plated



Recommended P.C.Board Layout

**Ordering Information**

FRJ45 183 - 1 3 XX BK K 0 1 0 0  
1 2 3 4 5 6 7 8 9

|   |                           |                                |  |
|---|---------------------------|--------------------------------|--|
| 1 Category<br>FRJ45-RJ45 Connector  | 2 Distinction No.<br>183  | 3 Ports options<br>1-1 ports   | 4 Plating<br>3-Selective gold on contact area, tin on tail |
| 5 Thickness of plating<br>00-Gold flash<br>03-3μ"<br>Custom plate available | 6 Color-Resin<br>BK-Black | 7 Packaging<br>K-Tray          | 8 LED style<br>0-Non-LED                                   |
|   |                           | 9 Contact type<br>1-Square Pin |  |

|                               |                                       |            |                      |                   |  |                      |                           |
|-------------------------------|---------------------------------------|------------|----------------------|-------------------|--|----------------------|---------------------------|
| <p>THIRD ANGLE PROJECTION</p> | GENERAL TOLERANCES (UNLESS SPECIFIED) |            | APPROVE BY<br>FRANK  | DATE<br>27/APR/22 | PART NO.<br>FRJ45183-13XXBK0100  | ITEM NO.<br>FRJ45183 | <p>Leader Of Industry</p> |
|                               | X.±0.30                               | X.±5'      | CHECKED BY<br>CHERRY | DATE<br>27/APR/22 | TITLE<br>RJ45 Connector 8P8C 90° Angle (CAT6A)   |                      |                           |
| DESIGN UNITS<br>Metric        | X.X±0.20                              | .X'±2"     | DRAWN BY<br>STAR     | DATE<br>27/APR/22 | THIS DRAWING CONTAINS INFORMATION THAT IS PROPRIETARY TO TXGA INDUSTRIAL ELECTRONICS(S.Z)CO.,LTD AND SHOULD NOT BE USED WITHOUT WRITTEN PERMISSION |                      | REV 0                     |
| SCALE<br>5:1                  | SIZE<br>A4                            | X.XXX±0.10 |                      |                   |  |                      | SHEET NO. 1/1             |